



United
Nations

YOUTH2030

A Global Progress Report

2023

YOUTH
2030





Youth2030: Progress Report 2023

Youth2030: Progress Report 2023 represents a significant milestone, marking five years since the launch of Youth2030, the [UN Youth Strategy](#). [↗] The report offers a comprehensive overview of progress in the implementation of Youth2030. By comparing baseline data from UNCTs (2020) and UN entities (2021) with the latest reported data in 2022, the report shows the strides made by the UN system in advancing global youth commitments and youth focus in UN strategic planning processes. The report also thoroughly examines the organizational architecture and capacities essential for implementing the goals set forth in Youth2030. The report strongly emphasizes meaningful youth engagement within the UN system. Recognizing the invaluable insights and perspectives of young people, it highlights the significant progress made in ensuring their active involvement in decision-making processes and their substantial contributions to advancing UN work for and with youth.



Sustainable Development Goals

The UN Sustainable Development Goals (SDGs) are the blueprint for achieving a better and more sustainable future for all. They specifically address the huge global challenges we face relating to poverty, inequality, climate change, environmental degradation, peace and justice. The 17 Goals are all interconnected and, in order to leave no one behind, it is important that we achieve them by 2030.

This progress report is particularly significant as it coincides with the midpoint of the SDG's implementation and with the organization of the SDG Summit in September 2023. The summit will bring together political and thought leaders from governments, international organizations, the private sector, civil society, women, youth and other stakeholders. They will conduct a comprehensive review of the progress made on the SDGs, respond to the impact of various crises affecting the world, and provide high-level political guidance on transformative and accelerated actions leading up to the 2030 deadline for achieving the SDGs.

**THE SECRETARY-GENERAL****FOREWORD FOR THE YOUTH2030 PROGRESS REPORT: 2023**

July 2023

From conflicts and climate chaos, to poverty, inequality and discrimination, the world faces multiple and far-reaching crises threatening people and planet alike.

We have the resources, knowledge and ability to tackle these challenges, and to make real progress towards the Sustainable Development Goals. But truly transformative action requires all of us pulling together to drive change.

Nobody has a greater stake in the future – and more bold solutions to offer – than young people.

In 2018, I launched “Youth2030, the UN Youth Strategy”, to expand the participation of young people across all our work. As this report outlines, we have made steady progress at the global, regional and local levels.

We are establishing a United Nations Youth Office in the United Nations Secretariat – building on nearly a decade of important work done by the two Envoys on Youth – to advance efforts towards stronger advocacy, coordination, and accountability for and with young people.

But we must do even more. In April 2023, I launched a Policy Brief that calls for the adoption of a global standard for meaningful youth engagement in decision-making, the establishment of national youth consultative bodies, and the creation of a United Nations Youth Town Hall. The Brief also stresses the importance of new avenues of youth participation across all intergovernmental mechanisms, including the United Nations’ own deliberative and decision-making processes.

Above all, it urges governments to make youth participation the norm, rather than the exception, across all decisions, policies and investments. The upcoming SDG Summit in September and the 2024 Summit of the Future represent key opportunities for the world to accelerate these efforts, and ensure that young people receive the support and opportunities they need and deserve.

Across this work, I am grateful for the leadership of my Envoy on Youth, Jayathma Wickramanayake, and the High-level Steering Committee for Youth2030.

I will continue to stand with young people around the world – as equal partners – as we shape a more prosperous, equal and resilient future for all.

A handwritten signature in black ink, appearing to read 'António Guterres', with a long horizontal line extending to the right from the end of the signature.




António Guterres



Secretary-General of the United Nations



Executive summary



The United Nations launched Youth2030, the first-ever UN system-wide Youth Strategy on 24 September 2018, to transform the work of the UN system **with** and **for** youth. Five years since the launch Youth2030 has garnered significant momentum in the UN system, across the five priority and four foundational areas of the strategy. **Fifty-five UN entities** and all **131 UN Country Teams** (UNCTs) are actively implementing the strategy.

The present report is the third edition of the *Youth2030: Progress Report* and captures developments in the implementation of the strategy across the UN system. 44 UN entities and 131 UN Country Teams (UNCTs) self-reported against Key Performance Indicators (KPIs), set out in the Youth2030 Scorecards. A Red-Yellow-Green scale was used to rate performance for 2022. **Performance scores for 2022** and **time trends** from the **baseline to 2022** are available in this report, both for UN entities and for UNCTs (UN entities baseline: 2021; UNCT baseline: 2020).

During the development of the Youth2030 Scorecards, earlier in 2020–2021, the milestone for the first phase of Youth2030 implementation (2024) in UN entities and UNCTs was set out as the achievement of  rating in **≥ 80% scores by 2024** for the relevant KPIs. Though UN entities and UNCTs are making progress to meet this milestone, the pace is slow:  scores **in UN entities** improved from **45% in 2021** (baseline) to **55% in 2022** and in UNCTs improved from **25% in 2020** (baseline) to **32% in 2022**. The top performing region was **Europe and Central Asia** with 44%  scores.

In 2022, six UN entities— **DMSPC, FAO, OSGEY, UNAIDS, UNDP, UNFPA** are at the 2024 milestone, with **≥80%**  scores. The scores in DGC, DPPA, DPO, UNHCR and UNAIDS showed the most improvement between the 2021 (baseline) and 2022. In 2022, the indicators on **knowledge exchange on youth, advocacy on youth in global and regional forums** and **diversity of youth engaged** were the top performance areas, with **>85%** of UN entities securing  scores. Between the 2021 (baseline) and 2022, the scores in UN entities for **funding allocation vs. expenditure, capacity-building of staff on youth issues** and **new data/data products** improved the most.

In 2022, two UNCTs — **Chad** and **Kosovo**¹ — reached the 2024 milestone, securing **≥80%**  scores. The UNCTs of **Albania, Costa Rica** and **Thailand** also showed strong performance, with **≥70%**  scores in the year. Between the 2020 (baseline) and 2022, the scores in the UNCTs of Bosnia and Herzegovina, El Salvador, Indonesia and Yemen showed the most improvement.

In 2022, the best performance in UNCTs was on the indicators on **diversity of youth engaged**, with 70% of UNCTs scoring ; performance on **inter-agency coordination on youth** and alignment of **joint workplans in UNCTs with Youth2030** rank next with 60% and 55%  scores respectively. In UNCTs, between 2020 (baseline) and 2022, the indicators on **inter-agency coordination on youth** and **communication and advocacy** improved the most. Although the indicator on **youth workforce** improved from the 2020 baseline, the overall levels remain low.

The UN system continues to advance global commitments on youth across five broad themes:
(a) making data and evidence on youth widely available and setting standards for work on youth,
(b) establishing programmes, projects and partnerships on youth, (c) supporting Governments in

1. All references to Kosovo in the present report shall be understood in the context of Security Council resolution 1244 (1999).

policymaking, (d) building the capacity of stakeholders and supporting the exchange of knowledge on youth and (e) advocating and communicating on youth issues.

Overall, data and evidence generation and setting evidence-based standards for work on youth remain a significant function in UN entities, with good performance seen across several areas of action. Progress is evident on **generating data and evidence on youth left behind**. UN entities engaging in **joint evaluations on youth** are increasing. **Projects using big data** for insights on youth issues, an emerging area of work, are gathering momentum across the system.

The UN continues to establish **programmes, projects and partnerships** on youth across priority areas of the strategy. There was strong support from UN entities for **innovations on youth** and good momentum in UNCTs in supporting **investments in youth-led solutions**. Improved **direct funding** to youth-led organizations is also evident.

The UN continues to **strengthen capacity of Governments on policymaking** on youth across several areas: (a) **align national policies to the Sustainable Development Goals**, (b) improve **policy coherence**, (c) **Leave No One Behind**, (d) make available **disaggregated data**, (e) improve **public financing** on youth and development, (f) **mainstream youth engagement** in the design, monitoring and review of sectoral programmes and (g) improve **in-country coordination** on youth.

While the support provided by UNCTs was robust in the areas of policy alignment, disaggregated data availability and mainstreaming youth engagement across **sectors** that are **traditionally aligned to youth** issues (youth, education, employment, health), there is much scope for stepping up engagement in other **non-traditional** and emerging sectors such as **technology and innovation, culture and tourism, urban development and finance** that are relevant to youth and development.

Support for strengthening Governments to **Leave No One Behind** and **in-country coordination on youth** has improved but there is scope for further improvement. Support for strengthening Governments for **policy coherence** and **public financing** needs to be stepped up.

Building the **capacity of stakeholders and supporting the exchange of knowledge on youth** was a strong performance area in UN entities in 2022. Progress was evident both in UN entities and in UNCTs from the baseline, with significant improvement in UNCTs. **Advocacy and communication on youth issues** was another strong performance area in UN entities. **Communication campaigns** on youth saw good progress in both UN entities and UNCTs from the baseline, with significant improvement in UNCTs.

UN entities and UNCTs made progress in improving the **focus on youth in the UN strategic planning processes** across most indicator areas. More UN entities and UNCTs **included the key results** to be achieved for youth in their strategic plans, based on **better quality evidence**. The **alignment** of several work planning instruments to Youth2030 – **programme plans, Human Resources plans, and communication and advocacy plans in UN entities and joint workplans in UNCTs** – improved. The inclusion of work streams on increasing the proportion of **youth in the workforce** and **strengthening internships** in the Business Operations Strategies in UNCTs needs to be stepped up. There is much scope for improving the tracking of resources on youth and transparent reporting at all levels.

Strong performance was seen in UN entities across all indicators on internal **organization and capacities**. **Engagement in inter-agency coordination mechanisms** on youth was much higher in UN entities compared with UNCTs. More entities were engaged in **both issue-based/thematic and system-wide mechanisms** in 2022, compared with 2021. UNCTs that coordinated on youth issues

through a results group or a task team or equivalent improved from baseline figures but there is scope for further improvement. **Capacities** for Youth2030 implementation has improved in both UN entities and in UNCTs. While data-driven actions to improve the percentage of youth in the UN workforce and to strengthen the fairness and quality of internships showed progress in UN entities, there is not much improvement in undertaking collective actions in UNCTs in these areas.

On meaningful youth engagement in the UN system, **strong performance** was seen across **UN entities** in 2022. There is, however, scope for improving youth engagement in entity-level strategic planning processes. There was good **all-round momentum in UNCTs**, with youth engagement in **United Nations Sustainable Development Cooperation Framework** (UNSDCF) processes (Common Country Analyses and Cooperation Framework design) improving significantly. However, work with youth in UNCTs needs to be backed by strong policies and processes for meaningful youth engagement.

The progress achieved in implementing the youth strategy across the UN system has only been possible because of the strategic guidance provided by the Youth2030 **High-level Steering Committee**, which brings together the experience of UN leadership and the ideas and solutions of youth networks. The technical leadership provided by the **Joint Working Group** and the **Task Teams**, the seamless system-wide coordination efforts of the **Youth2030 Secretariat** in the Office of the Secretary-General's Envoy on Youth, the robust **partnership with UNCTs and UN entities**, as well as the constant support of and engagement with **stakeholder groups**, especially **youth networks** and **Member States**, have been critical for progress.

During the first five years, solid foundations for implementing the strategy across the UN system have been established. Global governance and system-wide coordination structures are in place, performance measurement and accountability systems have been institutionalized, baselines for implementation are available and mechanisms for periodic tracking of progress have been established.

Work on several strategic areas has been either completed, rolled out or agreed upon: for example, strengthening youth engagement in SDGs and social accountability processes in local and national processes, strengthening internships in the UN, improving the work on young people with disabilities and instituting a youth marker to track resources committed for youth across the system. The **first interim review** of the strategy has been initiated to understand the lessons learned from the first years of implementation and undertake adjustments for the remaining period of the strategy, including possible reconfiguration of the High-level Steering Committee.

The data and insights from this report and the findings from the first interim review of the strategy will help strengthen future implementation in priority areas in focused geographic areas/regions where implementation is lagging. It will also support the efforts in ensuring youth engagement is truly meaningful across the UN system and help institute a youth marker system. And finally, it is expected that it will help expand opportunities and improve fairness and quality of internships in the UN, conceptualize the inter-agency work to improve the proportion and representation of youth in the UN workforce and ensure the visibility of the work across the UN system. With the establishment of the UN Youth Office and in particular its mandate on ensuring **United Nations system coordination and accountability on youth**, acceleration of the UN system-wide work **with and for** youth is expected. This should lead to the effective realization of our global commitments – including the Sustainable Development Goals, the Addis Ababa Action Agenda on Financing for Development and the Paris Agreement – and transformation of the UN as the centre of reinvigorated multilateralism.

Acronyms | Abbreviations

BOS	Business Operations Strategy
CCA	Common Country Analysis
CF	Cooperation Framework
ECOSOC	Economic and Social Council
ESRS	Youth2030 Entities Scorecard Reporting System
HIV	Human Immunodeficiency Virus
HLSC	High-level Steering Committee
HR	Human Resources
HRIS	Human Resources Information Systems
JIU	Joint Inspection Unit of the United Nations System
JWG	Joint Working Group
JWP	Joint workplans
KPIs	Key Performance Indicators
LNOB	Leave No One Behind
MoU	Memorandum of Understanding
OSGEY	Office of the Secretary-General's Envoy on Youth
QCPR	Quadrennial Comprehensive Policy Review
SDGs	Sustainable Development Goals
UNCT	United Nations Country Team
UNSDCF	United Nations Sustainable Development Cooperation Framework
TT	Task Team
Youth2030	United Nations Youth Strategy

Contents

1. Introduction	10
2. Reporting and analysis in 2022	13
2.1 UN entities: Reporting and analysis in 2022.....	14
2.2 UNCTs: Reporting and analysis in 2022	16
3. Overview of progress: 2022.....	17
3.1 Key messages	18
3.2 Progress in UN entities and UNCTs towards the 2024 milestone.....	19
4. UN system: Advancing global commitments on youth.....	25
4.1 Make data and evidence on youth widely available; set standards for work on youth	27
4.2 Establish programmes, projects and partnerships on youth	33
4.3 Support Governments in policymaking on youth.....	37
4.4 Build the capacity of stakeholders and support the exchange of knowledge on youth.....	42
4.5 Advocate and communicate on youth issues.....	46
5. Focus on youth in UN strategic planning processes	50
5.1 Youth-focus in UN strategic planning.....	52
5.2 Alignment of workplans to Youth2030	54
5.3 Funding for youth	56
5.4 Transparency of reporting on youth-focused results and investments	59
6. Architecture and capacities to deliver on Youth2030.....	60
6.1 Engagement in inter-agency coordination mechanisms on youth.....	62
6.2 Strengthening internal capacities on youth.....	64
6.3 Increasing the proportion and representation of youth (<35 years) in the workforce	66
6.4 Strengthening fair and quality internships.....	67
7. Meaningful youth engagement in the UN system.....	72
7.1 UN entities.....	74
7.2 UNCTs	78
8. Global governance and system-wide coordination.....	82
9. Way forward	86
Annexes.....	90
I. List of contributing United Nations entities	91
II. List of contributing United Nations Country Teams.....	92
III. UN entities: Key performance indicators and scores	93
IV. UN Country Teams: Key performance indicators and scores.....	94
V. Youth2030: High-level Steering Committee.....	95
VI. Youth2030: Technical Leadership Team (Joint Working Group).....	96
VII. Youth2030 Secretariat.....	97
VIII. Youth2030: Progress Report 2023: Contributors and reviewers.....	98
IX. UN entities reporting in 2022: Actions/functions on youth	99
X. UN entities reporting in 2022: Activities in Youth2030 priority areas	100



1.

Introduction

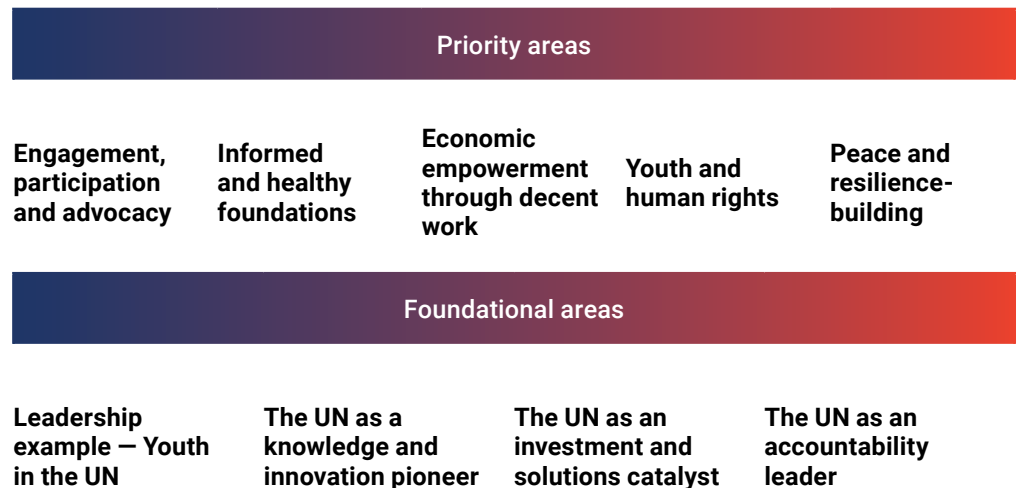
1.1

Background

The United Nations launched Youth2030, the first-ever UN system-wide Youth Strategy on 24 September 2018, recognizing the significant role of young people in building sustainable, inclusive and peaceful societies worldwide and acknowledging the importance of a strong partnership between the UN and youth to shape a better future. The strategy envisions a world where the human rights of every young person are realized, empowering them to achieve their full potential and acknowledging their resilience and positive contributions as agents of change.

Youth2030 serves as a comprehensive framework guiding the UN system's actions relating to peace and security, human rights and sustainable development, and in all contexts including humanitarian action. Aligned to the UN reform processes, the strategy integrates key principles of coherence, efficiency, effectiveness, accountability and transparency to ensure a coordinated and holistic approach to the UN's work with and for youth and to reach the Sustainable Development Goals.

Five years since its launch, Youth2030 has garnered significant momentum, across the five priority and four foundational areas of the strategy in the UN System. Fifty-five UN entities and 131 UN Country Teams are actively implementing it.



The progress and achievements of the strategy are built on the strong foundations of system-wide coordination, coherence, periodic tracking of progress and accountability. The Office of the Secretary-General's Envoy on Youth hosts the Youth2030 Secretariat, which plays a pivotal role in coordinating system-wide efforts and ensuring effective communication and collaboration among all stakeholders.

This report, the third edition of the *Youth2030: Progress Report*, captures the progress of the strategy across the UN system and highlights the achievements and gaps from the baseline to 2022. The insights available in the report are critical to shaping the work across the UN over the remaining period of the strategy and accelerating the implementation of the Sustainable Development Goals.

1.2 Youth2030: The journey so far

Global stewardship, system-wide coordination and accountability

High-level Steering Committee: strategic guidance

Joint Working Group: technical leadership

Task Team: timebound, specific/strategic areas of action

Stakeholder engagement and visibility (Member States, youth networks)

Youth2030 Secretariat

-
- 2018**
 - ♦ Launch of Youth2030, the UN system-wide Youth Strategy, by the Secretary-General.
 - 2019**
 - ♦ Youth2030 High-level Steering Committee established for strategic guidance.
 - ♦ The Joint Working Group constituted for technical leadership; working modalities established.
 - ♦ Initial action plans for implementation received from 32 UN entities, 3 multi-stakeholder initiatives.
 - ♦ 10 fast-track countries identified to accelerate results.
 - 2020**
 - ♦ Youth2030 Secretariat established for system-wide coordination.
 - ♦ Online shared workspace set up for seamless working.
 - ♦ UNCT Scorecard developed for performance measurement and accountability.
 - ♦ Youth2030 reporting institutionalized.
 - ♦ First reporting of progress: 130 United Nations Country Teams (UNCTs); 33 UN entities.
 - 2021**
 - ♦ Baseline for Youth2030 implementation in UNCTs established, based on 2020 reporting.
 - ♦ First *Youth2030: Progress Report* launched.
 - ♦ Youth2030 indicators included in the monitoring framework of the quadrennial comprehensive policy review 2021–2024; first reporting.
 - ♦ Launch of UNCT knowledge pack – action guide, toolkit and catalogue of initiatives.
 - ♦ Youth2030 UN Entities Scorecard and the reporting system built.
 - ♦ Internships stocktaking in participating UN entities rolled out.
 - ♦ Multi-country review on youth, the SDGs and social accountability completed.
 - ♦ Second reporting of progress: 130 UNCTs; 40 UN entities.
 - 2022**
 - ♦ Baseline for Youth2030 implementation in UNCTs established, based on 2021 reporting.
 - ♦ Second *Youth2030: Progress Report* launched.
 - ♦ Second Youth2030 reporting in the Quadrennial Comprehensive Policy Review process.
 - ♦ Third reporting of progress: 131 UNCTs; 44 UN entities.
 - 2023**
 - ♦ Youth2030 first Interim Review rolled out.
 - ♦ Research on young people with disabilities commenced.
 - ♦ Second Youth2030 reporting in the Quadrennial Comprehensive Policy Review process.
 - ♦ Third *Youth2030: Progress Report* launched.

2.

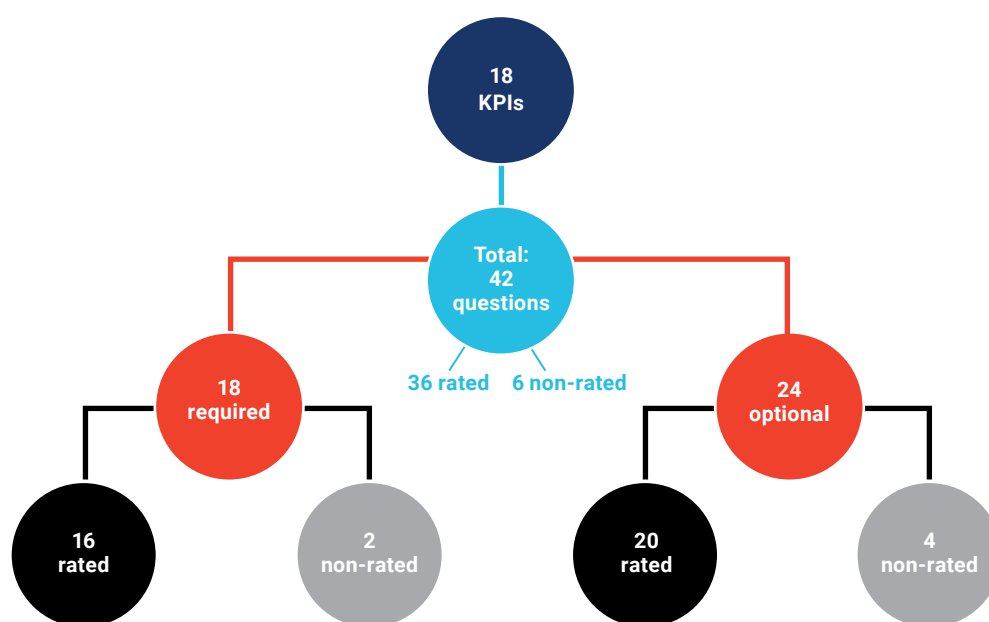
**Reporting and analysis
in 2022**

2.1 UN entities: Reporting and analysis in 2022

In 2022, the third year of reporting, 44 UN entities reported on their progress in implementing the UN Youth Strategy in the **Youth2030 Entities Scorecard Reporting System** (Youth2030 ESRS), the secure online reporting platform hosted by the UN Secretariat. This was the second reporting¹ of the entities against the 18 key performance indicators (KPIs)² set out in the [Youth2030 Scorecard for UN entities](#).³

Reported data were compiled, validated and analysed, and are presented in (a) chapters 3 to 7 of this report and (b) the individual [UN Entity Snapshots](#).⁴ Data and insights on the work of UN entities FOR and WITH youth include:

- ◆ ● **Performance scores for 2022** for 44 UN entities and 18 KPIs (required and optional).



The performance scores follow the rating set out in the scorecard.

● At milestone ● Moving forward or ● Getting ready

- ◆ **Time-trend analysis (2021–2022)**, based on **net change** in the performance from the 2021 baseline of **38 UN entities** where data were available for both 2021³ and 2022 and **33 KPIs/scores**.⁴

The trend analysis provides an overview of the UN entities and KPIs/scores that:

- Made progress
- Saw no change
- Fell behind

1. The first reporting of UN entities in 2020 was against the Initial Actions Plans submitted by UN entities in 2019; subsequent reporting in 2021 and 2022 was against the scorecard.

2. 2022 was the second year of reporting of the entities against the scorecard KPIs; the first reporting, in 2020, was against the initial action plans.

3. UN-Habitat, UNCDF, UNICRI, UNIDIR, UNOPS, UNTB, UNWTO and WFP reported only for one year, in 2021 or 2022 and were hence excluded from analysis.

4. Data available for KPIs 9, 10 and 12.1 only for 2022 and hence excluded from analysis.

Net change in UN entities or KPIs/scores = number showing positive change **minus [-]** number showing negative change:

- ◆ Net positive change means that a UN entity or KPI/score has **made progress**
- ◆ Zero net change means it **saw no change**
- ◆ Net negative change means that it **fell behind**

The report includes information on:

- ◆ **Top performing UN entities (2022):**
Top 3 UN entities with the maximum number of 🟢 scores in 2022.
- ◆ **KPIs/scores with the most 🟢 (2022):**
Top 3 KPIs/scores with the maximum number of 🟢 in 2022.
- ◆ **Top progressors (2021–2022):**
Top 3 UN entities with the most improvement.
- ◆ **KPIs/scores with the most improvement (2021–2022):**
Top 3 KPIs/scores with the most improvement.

The list of UN entities reporting in 2022 with further details on their action/ functions on youth and a matrix of Youth2030 priority areas relevant to their work are available in the annexes.

2.2 UNCTs: Reporting and analysis in 2022

In 2022, the third year of reporting, 131 UNCTs reported in the UN Info- Information Management System survey 2022, the secure online platform hosted by the UN Development Coordination Office (DCO).

This was the third reporting of the UNCTs against the 19 KPIs⁵ set out in the [Youth2030 Scorecard for UNCTs](#).⁷

Reported data for 2022 for UNCTs were compiled, validated and analysed. Data and insights on the work of UNCTs FOR and WITH youth are presented in (a) chapters 3 to 7, (b) individual UNCT Snapshots and (c) regional and global aggregate [UNCT Snapshots](#).⁷ These insights include:

- ◆ **Performance scores for 2022** on the 19 KPIs, including 26 scores for each UNCT, marked:

● At milestone ● Moving forward or ● Getting ready

- ◆ **Time-trend analysis (2020–2022)** of both UNCTs and KPIs/scores, providing insights on UNCTs and KPIs/scores that:
 - Made progress
 - Saw no change
 - Fell behind

The trend analysis was based on **net change** in the performance of 130 UNCTs (excluding Micronesia, a new UNCT established in 2022) and 23 KPIs/scores.⁶

Net change in UNCTs or KPIs/scores = number showing positive change minus [–] number showing negative change:

- ◆ Net positive change means that a UNCT or KPI/score has **made progress**
- ◆ Zero net change means it **saw no change**
- ◆ Net negative change means that it **fell behind**

The report and the UNCT Snapshots include information on:

- ◆ **Top performing UNCTs (2022)**: Top 3 UNCTs with the maximum number of ● in 2022
- ◆ **KPIs/scores with the most ● in UNCTs (2022)**: Top 3 KPIs/scores with the maximum number of ● in 2022
- ◆ **Top progressing UNCTs (2020–2022)**: Top 3 UNCTs with the most improvement.
- ◆ **KPIs/scores with the most improvement in UNCTs (2020–2022)**: Top 3 KPIs/scores with the most improvement.

5. 2022 was the second year of reporting of the entities against the scorecard KPIs; the first reporting, in 2020, was against the initial action plans.


6. For 130 UNCTs (out of the 131), time trends are available for 23 KPIs, excluding KPI 5, 6.3, 8 (KPIs with revisions in scoring or issues with data availability), while for the KPA on “UNCT support to Governments on youth and SDG”, the time trend is available for only 129 UNCTs (excluding the Islamic Republic of Iran). Further, for UNCT-Iran, time trends are available for 18 scores, excluding 8 scores on “UNCT support to Governments on youth and SDGs”.

3.

Overview of progress: 2022

3.1 Key messages

- 1** UN entities and UNCTs are progressing in the implementation of the UN Youth Strategy. However, the pace of progress is slow and much acceleration is needed to reach the 2024 milestone.⁷
- 2** UNCT support to Governments was robust in the areas of policy alignment, data and mainstreaming youth engagement across sectors that are traditionally aligned to youth issues, including education, employment, health, youth, women and children. There is much opportunity for stepping up engagement in other non-traditional and emerging sectors that are relevant to youth and development, such as technology and innovation, culture and tourism, urban development and finance.
- 3** The UN system is gaining good momentum around innovations on youth and investments in youth-led solutions, with improved direct funding to youth-led organizations. Strong performance was seen in the areas of advocating and communicating on youth issues, building capacity of stakeholders and supporting the exchange of knowledge on youth.
- 4** The focus on youth in the UN's strategic planning processes is improving. More UN entities and UNCTs included results to be achieved for youth in their strategic plans, based on better quality evidence. While funding was made available for the work on youth, the tracking of resources on youth and transparency of reporting needs to be improved at all levels.
- 5** Engagement in inter-agency coordination mechanisms on youth was stronger for UN entities at global and regional levels compared with the engagement of UNCTs. More entities are engaging in both issue-based/thematic and system-wide mechanisms to improve coherence of the work on youth. While the proportion of UNCTs that are coordinated on youth issues through a result-group or a task team improved from baseline, this area of work needs further improvement.
- 6** UN entities undertaking data-driven actions to improve the proportion and representation of youth in the workforce and to strengthen the fairness and quality of internships improved. However, there is not much progress in collective actions in UNCTs in these areas and performance levels remain low.
- 7** UN entities performed well in several areas of meaningful youth engagement. They engaged diverse youth, engaged youth in UN projects and campaigns and in the UN support to Governments/ intergovernmental work. There remains scope for improving youth engagement in entity-level strategic planning processes. Good all-round momentum in UNCTs on meaningful youth engagement is evident, with significant improvement seen in youth engagement in strategic planning processes at country level. However, policies and processes in the UN need to be strengthened for youth engagement to be meaningful.

7. UN entities and UNCTs achieve a  rating in ≥ 80% scores by 2024 for the relevant KPIs set out in the Youth2030 Scorecard.

3.2 Progress in UN entities and UNCTs towards the 2024 milestone

The Youth2030 Scorecards for UN entities and UNCTs set out a 🟢 rating for **≥ 80%** of relevant KPIs/scores⁸ as the 2024 milestone⁹ for the implementation of the UN Youth Strategy.

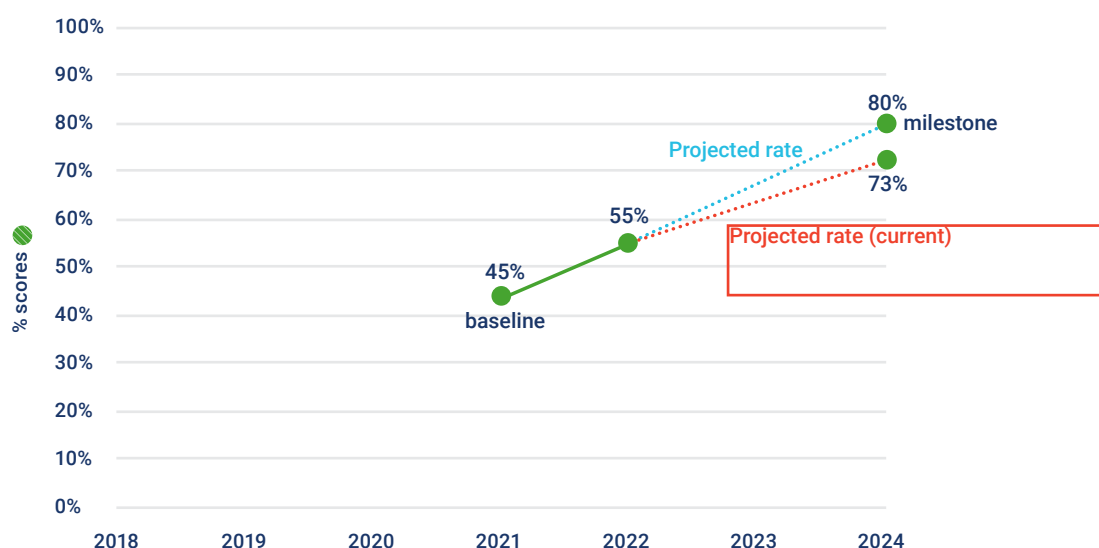
The narrative report and this section outline the overall progress of the UN entities and UNCTs towards this milestone from the baseline figures (2020 for UNCTs and 2021 for UN entities).

3.2.1 UN entities

Overall status

- ◆ UN entities made progress in implementing the youth strategy
 - 🟢 scores increased from **45% in 2021** (baseline) to **55% in 2022**
 - 🟡 scores decreased from **24% in 2021** (baseline) to **19% in 2022**

UN entities: Trends in percentage of 🟢 scores vs. projected rates*



*Based on reporting on Youth2030 Scorecard for UN Entities

- ◆ UN entities reported both in 2021 and 2022 against 33 scores in the Scorecard. A comparison of the two years shows that:
 - 84% (32 of 38) of UN entities made progress; 5% (2 of 38) saw no change; 11% (4 of 38) fell behind
 - 85% (28 of 33) of scores improved; 6% (2 of 33) saw no change; 9% (3 of 33) fell behind.

8. UN entities support Youth2030 activities relevant to their individual mandates.

9. Baselines for UN entities and UNCTs are established based on the data in their first reporting against the Scorecards (2020 for UNCTs; 2021 for UN entities).

♦ **UN entities with the most 🟢, 2022:**

14% (6 of 44) scored 🟢 **across ≥80 of their scores**. The following entities achieved the **2024 milestone** in 2022:

• United Nations Development Programme (UNDP)	94% 🟢
• Office of the Secretary-General’s Envoy on Youth (OSGEY)	93% 🟢
• United Nations Population Fund (UNFPA)	86% 🟢
• Department of Management Strategy, Policy and Compliance (DMSPC)	83% 🟢
• Food and Agriculture Organization of the United Nations (FAO)	81% 🟢
• United Nations Programme on HIV/AIDS (UNAIDS)	81% 🟢

♦ **UN entities with the most improvement, 2021–2022:**

Between 2021 (baseline) and 2022, the following UN entities **improved in ≥ 30% of their scores**:

• Department of Global Communications (DGC)	39%
• Department of Political and Peacebuilding Affairs (DPPA)	36%
• Department of Peacekeeping Operations (DPO)	33%
• United Nations High Commissioner for Refugees (UNHCR)	33%
• United Nations Programme on HIV/AIDS (UNAIDS)	33%
• International Organization for Migration (IOM)	32%
• United Nations Office on Drugs and Crime (UNODC)	30%

♦ **KPI/scores in UN entities with the most 🟢 (2022):**

In 2022, 19% (7 of 36) of scores **had 🟢 across ≥ 80% of UN entities** in 2022:

• Knowledge exchange on youth (KPI 8.4)	92% 🟢
• Advocacy in global/regional forums (KPI 13.1)	91% 🟢
• Diversity of youth engaged (KPI 18.2)	86% 🟢
• Alignment of Human Resources plan(s) to Youth2030 (KPI 2.2)	82% 🟢
• E-learning courses (KPI 8.3)	82% 🟢
• Advocacy to promote international days (KPI 13.2)	81% 🟢
• Internal coordination (KPI 15.2)	80% 🟢

♦ **KPIs/scores in UN entities with the most improvement, 2021–2022:**

Between 2021 (baseline) and 2022, **the following scores improved in ≥ 30% of UN entities**:

• Funding: Allocation vs. expenditure (KPI 3.2.1)	37%
• Capacity-building for staff (KPI 15.3)	32%
• New data/data products (KPI 5.3)	30%

UN entities leaderboard

The UN entities leaderboard is presented in the table below, showing **the top performing UN entities, the top 3 entities** with the most 🟢 scores and the **top progressing UN entities**.

UN entities	Top 3 performers: 2022	Top 3 progressors: 2021–2022
	1. UNDP	1. DGC
	2. OSGEY	2. DPPA
	3. UNFPA	3. DPO, UNHCR, UNAIDS

KPIs with the most 🟢 scores (2022) in UN entities | KPIs with the most improvement (2021–2022) in UN entities

The following table provides an overview of **top performing KPIs** in 2022 and **top progressing KPIs** (2021–2022) in UN entities.

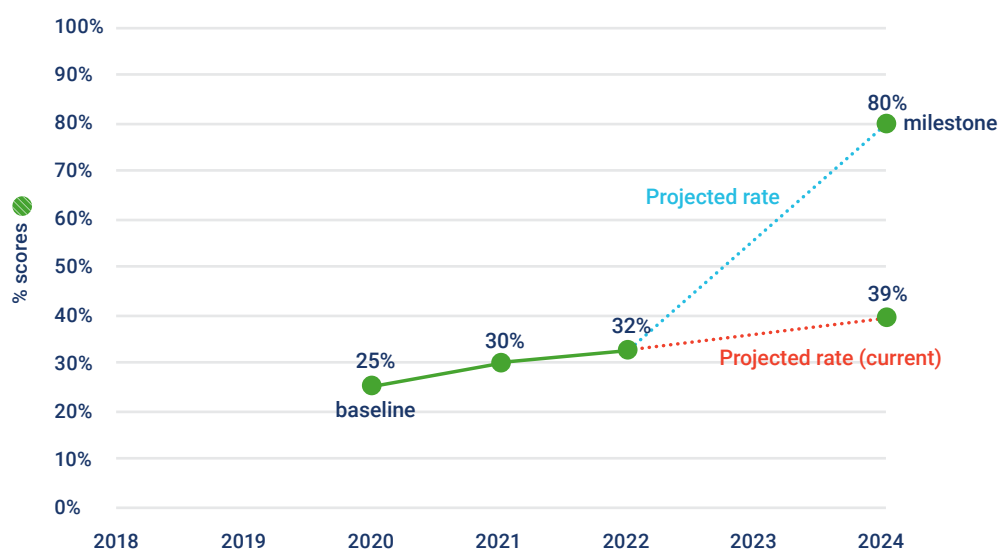
KPIs in UN entities	KPIs/scores with the most 🟢 2022	KPIs/ scores with the most improvement: 2021–2022
	1. Knowledge exchange on youth (KPI 8.4)	1. Funding: Allocation vs. expenditure (KPI 3.2.1)
	2. Advocacy in global/regional forums (KPI 13.1)	2. Capacity-building for staff (KPI 15.3)
	3. Diversity of youth engaged (KPI 18.2)	3. New data/data products (KPI 5.3)

3.2.2 UN Country Teams

Overall status

- ♦ UNCTs made progress in implementing the youth strategy
 - 🟢 scores increased from **25% in 2020** (baseline) to **32% in 2022**
 - 🟡 scores decreased from **38% in 2020** (baseline) to **31% in 2022**

UNCTs: Trends in percentage of 🟢 scores vs. projected rates*



*Based on reporting on Youth2030 Scorecard for UNCTs

- ◆ **Regional trends:** Across all regions, 🟢 scores improved between 2020 (baseline) and 2022, with the most improvement in the **Europe and Central Asia** region.

Global/ Regional	Percentage of 🟢 scores (of 26) in UNCTs 2022	Percentage of 🟢 scores (of 27) in UNCTs 2020
GLOBAL	32%	25%
Europe and Central Asia	44%	30%
Africa	33%	26%
Asia-Pacific	31%	28%
Latin America and the Caribbean	26%	19%
Arab States	26%	16%

- ◆ 130 UNCTs reported against 23 scores in both years (2020, 2022) in the Youth2030 Scorecard for UNCTs. A comparison of data from 2020 and 2022 shows the following:
 - 65% (85 of 130) of UNCTs made progress; 8% (10 of 130) saw no change; 27% (35 of 130) fell behind
 - 96% (22 of 23) of scores improved; 4% (1 of 23) fell behind.

◆ UNCTs with the most 🟢, 2022

In 2022, UNCTs with the most (> 65%) of scores are:

- Chad 85% (22 of 26) 🟢
- Kosovo¹⁰ 81% (21 of 26) 🟢
- Albania, Costa Rica 77% (20 of 26) 🟢
- Thailand 73% (19 of 26) 🟢
- Serbia 69% (18 of 26) 🟢

UNCTs Chad and Kosovo scored 🟢 across ≥80 of their scores, achieving the 2024 milestone.

◆ UNCTs with the most improvement, 2020–2022

Between 2020 (baseline) and 2022, UNCTs which improved the most (across ≥65% of scores) are:

- Indonesia 83% (19 of 23)
- Yemen 74% (17 of 23)
- Bosnia and Herzegovina, El Salvador 70% (16 of 23)

◆ KPI/scores in UNCTs with the most 🟢 (2022)

In 2022, the KPIs/scores in UNCTs with the most 🟢 (> 50% of UNCTs) are:

- Youth groups engaged (KPI 6.2) 71% (93 of 131) 🟢
- Youth coordination – UNCTs (KPI 7) 58% (76 of 131) 🟢
- Youth2030 in joint workplan (KPI 3.1) 56% (74 of 131) 🟢
- Youth engagement in UNCT-led projects and campaigns (KPI 6.5) 53% (70 of 131) 🟢

10. All references to Kosovo in the present report shall be understood in the context of Security Council resolution 1244 (1999).

♦ **KPIs/scores in UNCTs with the most improvement, 2020–2022**

♦ Between 2020 (baseline) and 2022, KPIs/scores which improved the most (across ≥ 30% of their scores) are:

- Youth coordination architecture (KPI 7) 43% (56 of 130)
- UNCTs, youth, communication and advocacy (KPI 19) 42% (55 of 130)
- Youth workforce (KPI 9) 42% (54 of 130)
- UNCT support to Governments with youth (KPI 6.4) 39% (50 of 130)
- UNCTs, youth and knowledge exchange (KPI 18) 33% (43 of 130)
- Policy alignment (KPI 12.1) 33% (43 of 130)

UNCT leaderboard

The UNCT leaderboard at the global and regional levels is set out in the table below and includes: UNCTs with the most 🟢 scores and UNCTs with the most improvement.

Global/regional	Top performers: 2022	Top progressors: 2020–2022
GLOBAL	Albania Chad Costa Rica Kosovo ¹¹	Bosnia and Herzegovina El Salvador Indonesia Yemen
Africa	Chad Gambia (the) Liberia Niger Zambia Zimbabwe	Botswana Chad Liberia Madagascar
Arab States	State of Palestine Iraq Kuwait Yemen	Kuwait Syrian Arab Republic Yemen
Asia-Pacific	India Lao People's Democratic Republic Thailand	Afghanistan Indonesia Maldives
Europe and Central Asia	Albania Kosovo ¹¹ Serbia	Armenia Belarus Bosnia and Herzegovina Montenegro
Latin America and the Caribbean	Barbados Costa Rica Guatemala Honduras	El Salvador Honduras Mexico

11. All references to Kosovo in the present report shall be understood in the context of Security Council resolution 1244 (1999).

KPIs with the most 🟢 scores (2022) in UNCTs | KPIs with the most improvement (2020–2022) in UNCTs

The table below provides an overview of **top performing KPIs** in 2022 and **top progressing KPIs** (2020–2022) at the global and regional levels.

Global/regional	Top performers: 2022	Top progressors: 2020–2022
GLOBAL	<p>KPI 6.2 (diversity of youth groups engaged)</p> <p>KPI 7 (youth coordination – UNCTs)</p> <p>KPI 3.1 (Youth2030 in joint workplan)</p>	<p>KPI 7 (youth coordination – UNCTs)</p> <p>KPI 9 (youth workforce – UNCTs)</p> <p>KPI 19 (youth communication and advocacy – UNCTs)</p>
Africa	<p>KPI 6.2 (diversity of youth engaged)</p> <p>KPI 3.1 (joint workplans)</p> <p>KPI 7 (youth coordination – UNCTs)</p>	<p>KPI 7 (youth coordination – UNCTs)</p> <p>KPI 9 (youth workforce – UNCTs)</p> <p>KPI 18 (youth and knowledge exchange – UNCTs)</p>
Arab States	<p>KPI 6.2 (diversity of youth groups engaged)</p> <p>KPI 3.1 (joint workplans)</p>	<p>KPI 3.1 (joint workplans)</p> <p>KPI 6.4 (UNCT support to Governments – WITH youth)</p> <p>KPI 17 (investments in youth-led solutions)</p> <p>KPI 19 (youth communication and advocacy – UNCTs)</p>
Asia-Pacific	<p>KPI 6.2 (diversity of youth groups engaged)</p> <p>KPI 7 (youth coordination – UNCTs)</p> <p>KPI 3.1 (Youth2030 in joint workplan)</p>	<p>KPI 1 (youth situational analyses)</p> <p>KPI 9 (youth workforce – UNCTs)</p> <p>KPI 17 (investments in youth-led solutions)</p> <p>KPI 19 (youth communication and advocacy – UNCTs)</p>
Europe and Central Asia	<p>KPI 6.2 (diversity of youth groups engaged)</p> <p>KPI 7 (youth coordination – UNCTs)</p> <p>KPI 3.1 (Youth2030 in joint workplan)</p>	<p>KPI 6.4 (UNCT support to Governments – WITH youth)</p> <p>KPI 12.1 (policy alignment)</p>
Latin America and the Caribbean	<p>KPI 6.2 (diversity of youth engaged)</p> <p>KPI 6.5 (UNCT-led projects – WITH youth)</p> <p>KPI 7 (youth coordination – UNCTs)</p>	<p>KPI 3.1 (joint workplans)</p> <p>KPI 16 (in-country youth coordination mechanisms)</p> <p>KPI 17 (investments in youth-led solutions)</p> <p>KPI 19 (youth communication and advocacy – UNCTs)</p>

4.

**UN system: Advancing
global commitments
on youth**

UN entities and UNCTs continue to advance global commitments on youth across five broad areas:

- ◆ Making data and evidence on youth widely available; setting standards for work on youth
- ◆ Establishing programmes, projects and partnerships on youth
- ◆ Supporting Governments in policymaking on youth
- ◆ Building the capacity of stakeholders and supporting the exchange of knowledge on youth
- ◆ Advocating and communicating on youth issues.

The Youth2030 Scorecards include indicators to track progress on the five areas.

4.1

Make data and evidence on youth widely available; set standards for work on youth

Data and evidence continue to form the cornerstone of UN work on youth. The implementation of Youth2030 focuses strongly on making available up-to-date information, on generating evidence and on establishing norms and standards to support evidence-based policymaking and programming on youth. The insights are primarily drawn from the reporting of UN entities, although significant data and evidence are the result of work carried out at the country level.

Summary of performance – 2022 and time trends

Overall, data and evidence generation and setting evidence-based standards for work on youth remains a significant function in UN entities, with good performance seen across several areas of action. Progress is evident on generating data and evidence on youth left behind. UN entities are increasingly engaging in joint evaluations on youth. Projects using big data for insights on youth issues, an emerging area of work, are gathering momentum across the system.

Databases on youth

In 2022, **88%** (28 of 32) of UN entities provided up-to-date information through global and regional databases, nearly at the same levels as the 2021 baseline, 84% (27 of 32).

New indicators and methodologies on youth

In 2022, **58%** (18 of 31) of UN entities spearheaded the development of new indicators on youth issues, at the same levels as the 2021 baseline, 56% (18 of 32).

New data/data products on youth

Overall


- ◆ In 2022, **79%** (26 of 33) of UN entities released new data products on youth to inform evidence-based programming and advocacy, an increase from the 2021 baseline, **59%** (19 of 32) in 2021.

● Scores

- ◆ In 2022, **76%** (25 of 33) of UN entities **included insights on youth left behind** and scored ●.
- ◆ Trend analysis of scores for 31 UN entities (where data were available for both 2021 and 2022), showed an increase in ● scores in 2022: 74% (23 of 31) from 48% (15 of 31) in 2021.

UN entities: New Data/data products*

Score trends, 2021–2022 (n=31)



*Based on reporting on KPI 5.3 – Youth2030 Scorecard for UN Entities

Big data projects for insight on youth issues

Harnessing big data for insights on work on youth is an emerging area of work in the UN and has been gaining traction over the past few years.


Overall

- ◆ In 2022, **36%** (12 of 33) of UN entities harnessed big data sources for insights on youth issues, an increase from the 2021 baseline, 25% (8 of 32).

● Scores

- ◆ In 2022, 9% (3 of 33) of UN entities **completed one or more big data projects** and scored ●.
- ◆ Trend analysis of scores for 31 UN entities (where data was available for both 2021 and 2022), showed an increase in ● scores in 2022: 10% (3 of 31) from 3% (1 of 31) in 2021.

UN entities: Big-data sources*
Score trends, 2021–2022 (n=31)



*Based on reporting on KPI 5.4 – Youth2030 Scorecard for UN Entities

New evidence on youth


Overall

- ◆ In 2022, **79%** (31 of 39) of UN entities generated new evidence across Youth2030 priority areas, in line with their mandates, a decrease from the 2021 baseline, 87% (27 of 31).

● Scores

- ◆ In 2022, **74%** (29 of 39) of UN entities incorporated **insights on youth left behind in new evidence** they generated and scored ●.
- ◆ Trend analysis of scores for 30 UN entities (where data was available for both 2021 and 2022), showed a decrease in ● scores in 2022: 77% (23 of 30), from 83% (25 of 30) in 2021.

UN entities: New evidence*
Score trends, 2021–2022 (n=30)



*Based on reporting on KPI 6.1 – Youth2030 Scorecard for UN Entities

Best practices and lessons learned documentation

In 2022, **73%** (29 of 40) of UN entities published best practices and lessons learned documentation on youth issues, a decrease from the 2021 baseline, 81% (25 of 31).

Flagship reports and periodic reports

In 2022, **67%** (26 of 39) of UN entities published flagship/periodic reports that included insights on youth, nearly at the same levels as the 2021 baseline, 68% (21 of 31).

Evaluations on youth (global/regional)

Overall

- ◆ In 2022, **48%** (21 of 44) of UN entities completed evaluations on youth, nearly at the same levels as the 2021 baseline, 45% (18 of 40).

● Scores

- ◆ **34%** (15 of 44) of UN entities scored ●, with one or more **evaluations undertaken jointly**.
- ◆ Trend analysis of scores for 38 UN entities (where data were available for both 2021 and 2022) showed an increase in ● scores in 2022: 37% (14 of 38), from 24% (9 of 38) in 2021.

UN entities: Evaluations on Youth*

Score trends, 2021–2022 (n=38)



*Based on reporting on KPI 6.4 – Youth2030 Scorecard for UN Entities

Norms and standards for work on youth

Overall

- ◆ In 2022, **82%** (27 of 33) of UN entities published new guidance, tools or standards on youth, an increase from the 2021 baseline, 63% (20 of 32).

● Scores

- ◆ In 2022, **76%** (25 of 33) of UN entities **incorporated guidance on reaching youth left behind** in the new resources that were published in the year and scored ●.
- ◆ Trend analysis of scores for 29 UN entities (where data was available for both 2021 and 2022), showed an increase in ● scores in 2022: 79% (23 of 29), from 62% (18 of 29) in 2021.

UN entities: Set Standards*

Score trends, 2021–2022 (n=29)



*Based on reporting on KPI 7 – Youth2030 Scorecard for UN Entities

Databases on youth

- ◆ [ECE Statistical Database](#) (ECE)
- ◆ [JUVeLAC: Youth Observatory for Latin America and the Caribbean](#) (ECLAC)
- ◆ [SDG Gateway](#) (ESCAP)
- ◆ [Knowledge repository](#) (with youth tag) (IFAD)
- ◆ Global Database on adolescent girls (UN Women)
- ◆ HIV related [laws and policies analytics](#) (with youth tag) (UNAIDS, WHO)
- ◆ [Statistics on youth](#) (ILO)
- ◆ [Data for the SDGs](#) (UNESCO)
- ◆ [Demographic Dividend Atlas](#) (UNFPA)
- ◆ [Refworld](#) (with children and youth tag) (UNHCR)
- ◆ [Adolescent Data Portal](#) (UNICEF)

New indicators and methodologies on youth

- ◆ Tracking financing for Youth, Peace, and Security (DPPA)
- ◆ [Statistics on Children](#) (ECE)
- ◆ #UPROOT Youth-led Accountability Scorecards (UNAIDS)
- ◆ UNFPA Youth Empowerment Index (UNFPA)
- ◆ [Global Action for Measurement of Adolescent Health](#) (UNAIDS, UNESCO, UNFPA, UNICEF, UN-Women, World Bank Group, WFP, WHO)

New data/data products on youth

- ◆ [Youth Internet Use Facts and Figures 2022](#) (ITU)
- ◆ [Progress on the SDGs: The Gender Snapshot 2022](#) (UN Women)
- ◆ [Key Population Atlas](#) (UNAIDS)

New evidence

- ♦ [The contribution of sport to the Youth, Peace and Security Agenda](#) (UNAOC, DESA, UNDP, UNODC, UNHCR, UNOCT)
- ♦ [Youth not in employment, education or training in Asia and the Pacific: Trends and policy considerations](#) (ILO)
- ♦ [Economic Shocks and Human Trafficking Risks: Evidence from IOM's Victims of Human Trafficking Database](#) (IOM)
- ♦ [Youth Rights Advocacy Toolkit](#) (OHCHR)
- ♦ [Evidence Review: Mapping the nexus between media reporting of violence against girls](#) (UN Women)
- ♦ [Advancing Participation and Inclusion, Age, Gender and Diversity Accountability Report](#) (UNHCR)
- ♦ [Perceptions of Climate Change and Violent Extremism](#) (UNICRI)
- ♦ [On the design of volunteer programmes to facilitate the entry and re-entry of young people into work](#) (UNV, ILO)
- ♦ [A Youth-led Recovery of Global Tourism – Priorities and Recommendations](#) (UNWTO)
- ♦ [Technology Needs Assessment for LDCs](#) (UNTB)

Best practices and lessons learned

- ♦ [Compendium of Good Practices on Promoting Youth Development](#) (ESCAP)
- ♦ [Bridging our Diversities: A Compendium of Good Practices in Human Rights Education](#) (OHCHR with Equitas-International Centre for Human Rights Education)
- ♦ [Implementing the Youth, Peace, and Security Agenda at Country-level: examples on advancing YPS](#) (OSGEY, FBA, UNFPA, DPPA/PBSO, with Search for Common Ground, Sweden and Qatar)
- ♦ [Generation Equality Accountability Report 2022](#) (UN Women)
- ♦ [Aiming Higher: Elevating Meaningful Youth Engagement for Climate Action](#) (UNDP)
- ♦ [Thematic report on UN Peacekeeping Operations and the Five Pillars of Action on Youth, Peace, and Security](#) (DPPO)

Flagship and periodic reports

- ◆ [Second Report of the Secretary-General on Youth, Peace, and Security](#) (UN system-wide)
- ◆ [Global Employment Trends for Youth 2022](#) (ILO)
- ◆ [Believe in Better – From Policy to Practice](#) (OSGEY)
- ◆ [Stockholm+50: a healthy planet for the prosperity of all – our responsibility, our opportunity](#) (UNEP)
- ◆ [Global Report: The Stories Behind the Numbers](#) (UNHCR)
- ◆ [State of World Population Report 2022: Seeing the Unseen](#) (UNFPA)

Evaluations

- ◆ [Evaluation of the UNESCO Education Sector’s work on inclusion in education \(2016–2021\)](#) (UNESCO)
- ◆ [Independent evaluation on UNDP’s support to youth economic empowerment](#) (UNDP)
- ◆ [Investing in Youth, Peace and Security: A review of lessons learned from Youth Solidarity Fund and Youth Promotion Initiative](#) (DPPA/PBSO, UNAOC)
- ◆ [Interim Evaluation of Youth and Human Rights Project](#) (OHCHR)
- ◆ [What works to amplify the rights and voices of youth? Meta-synthesis of lessons learned from youth evaluations \(2015–2020\)](#) (OSGEY, UNFPA, UNICEF, FAO, ILO, IOM, DPPA/PBSO, UNDP, UNIDO)

UN action on youth Standards: selected examples

Set standards

(KPI 7)

- ◆ [Youth-sensitive value chain analysis and development – Guidelines for practitioners](#) (FAO)
- ◆ [How to work in the green economy? Guide for young people, job seekers and those who support them](#) (ILO)
- ◆ [Displacement Tracking Matrix for Children on the Move](#) (IOM)
- ◆ [Promoting Gender Equality through Volunteering in National or Subnational Policies and Frameworks](#) (UNV)
- ◆ [Business Integrity Toolkit for Young Social Entrepreneurs](#) (UNDP with Citi Foundation)
- ◆ [The Young Climate Activist Toolkit](#) (UNDP, UNICEF)

4.2

Establish programmes, projects and partnerships on youth

The UN uses a diverse array of institutional arrangements to address youth priorities and development challenges. This section outlines insights across three areas:

i) **Joint programmes and multistakeholder initiatives** on youth, ii) **Partnerships and investments for innovations** on youth and iii) **Direct funding to youth-led organizations for projects**. While engagement and partnerships of the UN with youth-led organizations, networks and movements have been ongoing for several years, direct funding to such organizations, networks and movements has been a challenge. Over the past few years, UN entities and UNCTs are innovating and finding options to support youth-led organizations with resources – human, financial, technical and technological – for incubating and/or scaling youth-led solutions to address developmental challenges.

Summary of performance – 2022 and time trends

This was a strong performance area both in UN entities and in UNCTs. There was good support from entities for **innovations on youth**, and good momentum in UNCTs in supporting **investments in youth-led solutions**. **Direct funding to youth-led organizations** started to gather momentum.

UN entities: Joint programmes and multistakeholder initiatives on youth

Overall


- ◆ In 2022, **97%** (34 of 35) of UN entities supported **joint programmes** and/or **multistakeholder initiatives on youth** in mandated areas, an increase from the 2021 baseline, 68% (21 of 31).

● Scores

- ◆ In 2022, 31% (11 of 35) of UN entities supported joint programmes and/or multistakeholder initiatives **in ≥80% of countries** and scored ●.
- ◆ Trend analysis of scores for 25 UN entities (where data was available for both 2021 and 2022) showed an increase in ● scores in 2022: 36% (9 of 25), from 20% (5 of 25) in 2021.

UN entities: Joint programmes and multistakeholder initiatives on youth*

Score trends, 2021–2022 (n=25)



*Based on reporting on KPI 11 – Youth2030 Scorecard for UN Entities

UN entities: Partnerships and investments for innovations on youth

Overall

- ◆ In 2022, **all 100%** (31 of 31) of UN entities established partnerships¹² and/or funded innovations on youth to address challenges (across development, human rights, peace and security, humanitarian action).

● Scores

- ◆ In 2022, **13%** (4 of 31) of UN entities established partnerships in **>80% of countries** and scored ●.
- ◆ Time trends are not available for this indicator, as this is the first reporting of UN entities on the relevant Key Performance indicator in the Youth2030 Scorecard.

UN entities: Partnerships and investments for innovations on youth* 2022 (n=31)



*Based on reporting on KPI 12.1 – Youth2030 Scorecard for UN Entities

UN entities: Direct funding to youth-led organizations for projects


Overall

- ◆ In 2022, **74%** (20 of 27) of UN entities directly funded youth-led organizations, networks and movements¹³ to undertake youth-led projects, improving from the 2021 baseline, 65% (13 of 20).

● Scores

- ◆ Trend analysis of scores for 17 UN entities (where data was available for both 2021 and 2022) showed that one UN entity supported such direct funding across **>80% of countries** (none in 2021).

UN entities: Direct fundings for projects* Score trends, 2021–2022 (n=17)



*Based on reporting on KPI 12.2 – Youth2030 Scorecard for UN Entities

12. Including with non-State actors, for sharing knowledge, expertise, technology and financial resources.

13. Includes a wide range of formal and informal communities of young people in the form of youth-led federations, unions, organizations, associations, councils, networks, clubs, movements, mechanisms and structures.

UNCTs: Investments in youth-led solutions

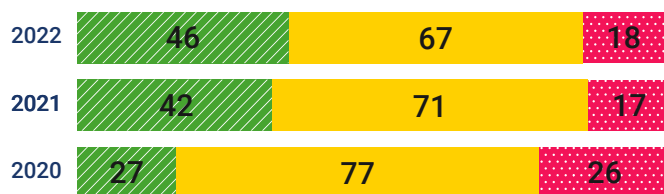
Overall

- ◆ In 2022, **86%** (113 of 131) of UNCTs supported investments in youth-led solutions, increasing from the 2020 baseline, 80% (104 of 130).
- ◆ 56% (74 of 131) of UNCTs established strategic partnerships for incubating and/or scaling up youth-led solutions; 57% (75 of 131) supported actual incubation/scaling of youth-led solutions.

● Scores

- ◆ In 2022, 35% (46 of 131) of UNCTs scored ●, **meeting 4 or all 5 criteria**
 - (i. List of issues that need solution,
 - ii. Solutions proposed by youth to address above,
 - iii. Resources (human, financial) and partnerships for incubating and/or scaling youth-led solutions,
 - iv. A system of matching youth-led solutions with expertise and funding (marketplaces, laboratories, youth spaces) and
 - v. Youth-led solutions incubated and/or scaled),improving from the 2020 baseline, 21% (27 of 130) in 2020.

UNCTs: Investments in youth-led solutions*
Score trends, 2020–2022



*Based on reporting on KPI 17 – Youth2030 Scorecard for UNCTs



UN action on youth Programmes, projects, partnerships: selected examples

Joint programmes and multistakeholder initiatives

- ◆ [Josour Initiative](#) (ESCWA)
- ◆ [Opportunities for Youth in Africa \(OYA\) initiative](#) (FAO, UNIDO)
- ◆ [Greening Education Partnership](#) (UNESCO, UNEP)
- ◆ [Joint Programme on Mental Health and Psychosocial Wellbeing and Development of Children and Adolescent](#) (WHO, UNICEF)
- ◆ [Young People, Weavers of Peace](#); joint cross-border project (UNESCO, UNODC, UNV)
- ◆ [Global Alliance to End AIDS in Children and Adolescent](#) (UNAIDS, WHO, UNICEF)

Partnerships for innovations

- ◆ [World Food Forum – Innovation Lab](#) (FAO)
- ◆ [Tierra Joven; a PBF Funded Project in Honduras](#) (OHCHR, FAO)
- ◆ [Youth4Climate Solutions](#) (UNEP, UNDP)
- ◆ [Partnership for mobilizing young people to provide critical care and support to children and families fleeing the war in Ukraine](#) (UNICEF with World Organization of the Scout Movement)
- ◆ [Refugee-Led Innovation Fund](#) (UNHCR)
- ◆ [Technology Makers Lab](#) (UNTB)
- ◆ [Youth4South](#) (UNSSC)

Direct funding for projects

- ◆ [Skill Innovation Facility](#) (ILO with Islamic Development Bank)
- ◆ [Youth Solidarity Fund](#) (UNAOC)
- ◆ [Tide Turners Plastic Challenge Badge](#) (UNEP)
- ◆ [Youth4Climate Solutions](#) (UNDP)

4.3

Support Governments in policymaking on youth

Strengthening the capacity of Governments for policymaking and programming on youth at the national level continues to be the mainstay of UN work on youth in countries. The Youth2030 Scorecards include indicators to track progress in this area across UN entities and UNCTs.

This section provides a **big picture** of the **proportion of countries supported by entities to strengthen national policies** and **Leaving No One Behind** in their mandated areas of work. It also includes **detailed insights from the work of UNCTs** in supporting national Governments across seven areas: (a) **aligning national policies** to the Sustainable Development Goals, (b) improving **policy coherence**, (c) **Leaving No One Behind**, (d) making available **disaggregated data**, (e) improving **public financing** on youth and development, (f) **mainstreaming youth engagement** in the design, monitoring and review of sectoral programmes and (g) improving **in-country coordination** on youth. While four of these seven areas – **policy alignment, data, public financing and mainstreaming youth engagement** – are oriented across sectors, the remaining three areas – **policy coherence, Leaving No One Behind and in-country coordination on youth** – are cross-sectoral.

Summary of performance – 2022 and time trends

UNCT support to Governments was robust in the areas of policy alignment, data and mainstreaming youth engagement across sectors that are traditionally aligned to youth issues, including education, employment, health, youth, women and children. There is much opportunity for stepping up engagement in other non-traditional and emerging sectors that are relevant to youth and development, such as technology and innovation, culture and tourism, urban development, finance etc. Support for strengthening Governments to Leave No One Behind, and in-country coordination on youth has improved but there is scope for further acceleration. Support for strengthening Governments for policy coherence and public financing needs to be stepped up.

UN entities: Strengthening national policies and programmes

Overall

- ◆ In 2022, all **100%** (31 of 31) of UN entities supported Governments in strengthening national policies and programmes on youth and/or ensuring mainstreaming of youth issues in sectoral policies, in line with their mandates. At the global level, 71% (22 of 31) of UN entities had information on the proportion of countries that they supported.

● Scores

- ◆ In 2022, 23% (7 of 31) of UN entities supported Governments in strengthening national policies and programmes on youth in **>80% of countries and scored** ●.
- ◆ Time trends are not available for this indicator, as this is the first reporting of UN entities on the relevant Key Performance indicator in the Youth2030 Scorecard.

UN entities: Strengthen national policies and programmes* 2022 (n=31)



*Based on reporting on KPI 9 – Youth2030 Scorecard for UN Entities

UN entities: Strengthening the capacity of Governments to Leave No Youth Behind

Overall

- ◆ In 2022, **91%** (20 of 22) of UN entities strengthened the capacity of Governments to Leave No Youth Behind, in line with their mandates.

● Scores

- ◆ In 2022, 27% (6 of 22) of UN entities strengthened the capacity of Governments to Leave No Youth Behind in >80% of countries and scored ●.
- ◆ Time trends are not available for this indicator, as this is the first reporting of UN entities on the relevant Key Performance indicator in the Youth2030 Scorecard.

UN entities: Leave No Youth Behind* 2022 (n=22)



*Based on reporting on KPI 10 – Youth2030 Scorecard for UN Entities

UNCTs: Strengthening the capacity of Governments to enhance policy alignment for sustainable development

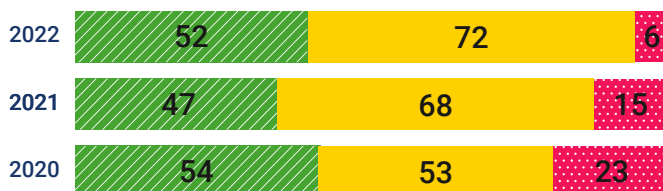
Overall

- ◆ In 2022, **98%** (127 of 130) of UNCTs strengthened the capacity of Governments to enhance policy alignment for sustainable development, improving from the 2020 baseline, 87% (113 of 130).

● Scores

- ◆ In 2022, 40% (52 of 130) of UNCTs supported policy alignment across **≥ 80% of sectors relevant to youth** and scored ●, at nearly the same levels as the 2020 baseline, 41% (54 of 130).

UNCTs: Policy alignment* Score trends, 2020–2022



*Based on reporting on KPI 12.1 – Youth2030 Scorecard for UNCTs

UNCTs: Strengthening the capacity of Governments for policy coherence for youth development

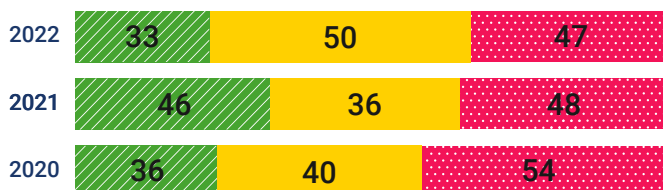
Overall

- ◆ In 2022, 76% (99 of 130) of UNCTs strengthened the capacity of Governments to enhance the coherence of youth-related policies for sustainable development, at nearly the same levels as the 2020 baseline, 74% (96 of 130).

● Scores

- ◆ In 2022, 25% (33 of 130) of UNCTs scored ●, at nearly the same levels as the 2020 baseline, 28% (36 of 130).

UNCTs: Policy coherence* Score trends, 2020–2022



*Based on reporting on KPI 12.2 – Youth2030 Scorecard for UNCTs

UNCTs: Strengthening the capacity of Governments to Leave No Youth Behind

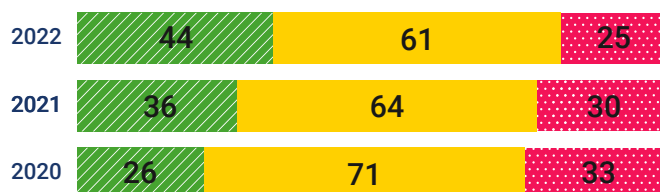
Overall

- ◆ In 2022, **82%** (107 of 130) of UNCTs included youth and intersectionality issues in their Leave No One Behind assessments, improving from the 2020 baseline, 75% (97 of 130).

● Scores

- ◆ In 2022, 34% (44 of 130) of UNCTs scored ●, **meeting four or all five criteria**,¹⁴ improving from the 2020 baseline, 26% (20 of 130).
- ◆ Two thirds of UNCTs supported (a) advocacy for creating an enabling environment for LNOB and (b) capacity-building of youth networks for advocacy and action. About half of the UNCTs supported national institutional structures to design targeted strategies to leave no one behind in their national plans.

UNCTs: Leave No Youth behind*
Score trends, 2020–2022



*Based on reporting on KPI 11 – Youth2030 Scorecard for UNCTs

UNCTs: Strengthening the capacity of Governments for public financing for youth development


Overall

- ◆ In 2022, 84% (109 of 130) of UNCTs strengthened the capacity of Governments to improve public financing for youth development, improving from the 2020 baseline, 74% (96 of 130).

● Scores

- ◆ In 2022, 15% (19 of 130) of UNCTs scored ●, supporting **analytical reports/briefs on public financing for youth**, decreasing from the 2020 baseline, 21% (27 of 106).

UNCTs: Public finance*
Score trends, 2020–2022



*Based on reporting on KPI 13 – Youth2030 Scorecard for UNCTs

14. (a) Advocacy for creating an enabling environment, (b) Capacity development of youth networks, (c) Capacity development of national institutions to design targeted strategies, (d) Capacity development of national institutions to integrate Leave No Youth Behind in SDGs follow-up and reviews, and (e) Technical support for tracking, visualizing and sharing disaggregated data.

UNCTs: Strengthening the capacity of Governments to improve availability of disaggregated data

Overall


- ◆ In 2022, **90%** (117 of 130) of UNCTs strengthened the capacity of Governments to increase the availability of youth-relevant, high-quality, timely and reliable disaggregated data, improving from the 2020 baseline, 83% (108 of 130).

● Scores

- ◆ In 2022, 15% (19 of 130) of UNCTs scored ●, strengthening the capacity of Governments in **≥80% of youth-relevant sectors, at nearly the same levels** as the 2020 baseline, 19% (25 of 130).

UNCTs: Disaggregated data*

Score trends, 2020–2022



*Based on reporting on KPI 14 – Youth2030 Scorecard for UNCTs

UNCTs: Strengthening capacity of Governments to mainstream youth engagement in the design, monitoring, review of sectoral programmes

Overall


- ◆ In 2022, **89%** (116 of 130) of UNCTs strengthened the capacity of Governments to mainstream youth engagement in the design, monitoring, review and follow-up of sectoral programmes, improving from the 2020 baseline, 82% (106 of 130) in 2020.

● Scores

- ◆ In 2022, 21% (27 of 130) scored ●, mainstreaming youth engagement in **≥80% of sectoral programmes (in the design, monitoring, review and follow-up), at the same level** as the 2020 baseline, 21% (27 of 130).

UNCTs: Mainstreaming youth in the design, monitoring, review and follow-up of sectoral programmes*

Score trends, 2020–2022



*Based on reporting on KPI 15 – Youth2030 Scorecard for UNCTs

UNCTs: Strengthening in-country coordination mechanisms on youth

Overall


- ◆ In 2022, **82%** (106 of 130) of UNCTs strengthened the capacity of national institutional mechanisms for multisectoral and multi-stakeholder coordination of youth programmes, at the same levels as the 2020 baseline, 79% (103 of 130).

● Scores

- ◆ In 2022, 30% (39 of 130) of UNCTs scored ● , **meeting 4 or all 5 criteria** (*i. High-level political engagement and advocacy, ii. Technical assistance for strengthening governance, iii. Technical assistance for developing/updating national plans, iv. Capacity-building of human resources, v. Technical assistance for strengthening periodic reporting on results*) **improving from 16% (21 of 130) in 2020** (baseline).
- ◆ 60% of UNCTs supported high-level political engagement and advocacy for strengthening **national coordination on youth; about half the UNCTs** provided technical assistance for **strengthening governance structures for coordination and developing/updating national plans** on youth.

UNCTs: In-country coordination*

Score trends, 2020–2022



*Based on reporting on KPI 16 – Youth2030 Scorecard for UNCTs

Support to sectors

Education (95%), Health (85%), Employment/labour (85%), Women and Children (75%), and Social protection/social service(75%) were the top five sectors supported by UNCTs and their youth teams. Youth/ Youth and sport was supported by two-thirds of the UNCTs. Technology and innovation, culture and tourism, urban development, finance were supported by ≤50% of UNCTs.

4.4

Build the capacity of stakeholders and support the exchange of knowledge on youth

Building capacity of stakeholders on youth issues remains a priority under Youth2030. UN entities strengthen capacity of stakeholders on youth issues in several ways: (a) maintaining **knowledge portals** with information relevant to youth, (b) offering **e-learning courses** to enable online learning and certification on youth issues, (c) investing in **building capacity of key stakeholders**, both duty bearers and rights holders and (d) facilitating **exchange of knowledge** on youth issues. The Youth2030 Scorecards contain indicators to track progress in the above themes. Data and insights on the performance both of UN entities and of UNCTs in this area are presented below.

Summary of performance – 2022 and time trends

A strong area of performance in UN entities, making **e-learning courses** widely available to the public, hosting **joint knowledge portals** and **knowledge exchange** showing good progress. **Knowledge exchange** on youth in UNCTs is picking up momentum.

UN entities: Knowledge portals on youth

Overall

- In 2022, **90%** (35 of 39) of UN entities maintained knowledge portal(s) with information relevant to youth, an increase from the 2021 baseline, 83% (30 of 36).

● Scores

- In 2022, 59% (23 of 39) of UN entities scored ●, with one or more knowledge portals being **joint**.
- Trend analysis of scores for 35 UN entities (where data were available for both 2021 and 2022) showed an increase in ● scores: 63% (22 of 35) in 2022, from 46% (14 of 35) in 2021.

UN entities: Knowledge portal(s) on youth*
Score trends, 2021–2022 (n=35)



*Based on reporting on KPI 8.1 – Youth2030 Scorecard for UN Entities

UN entities: e-learning courses


Overall

- ◆ In 2022, **92%** (35 of 38) of UN entities supported, hosted or partnered with open-source e-learning platforms to enable online learning and certifications on youth issues, an increase from the 2021 baseline, 74% (26 of 35).

● Scores

- ◆ 82% (31 of 38) of UN entities scored ● in 2022, with one or more courses on Youth2030 priority areas available **both** for internal audiences **and** for the public.
- ◆ Trend analysis of scores for 34 UN entities (where data were available for both 2021 and 2022) showed an increase in ● scores in 2022: 85% (29 of 34), from 71% (24 of 34) in 2021.

UN entities: E-learning courses*
Score trends, 2021–2022 (n=34)



*Based on reporting on 8.3 – Youth2030 Scorecard for UN Entities

UN entities: Capacity-building of external stakeholders


Overall

- ◆ In 2022, **95%** (36 of 38) of UN entities invested in building capacity of external stakeholders – **either** duty bearers (parliamentarians, policymakers and programme implementers) **or** rights holders (youth-led and youth-serving organizations) – on data, evidence and guidance on topical issues relevant to youth, an increase from the 2021 baseline, 81% (29 of 38).

● Scores

- ◆ In 2022, 71% (27 of 38) of UN entities invested in building the capacity **both** of duty bearers (parliamentarians, policymakers and programme implementers) **and** of rights holders (youth-led and youth-serving organizations) and scored ●.
- ◆ Trend analysis of scores for 34 UN entities (where data was available for both 2021 and 2022) showed that the ● scores remained at the same levels: 68% (23 of 34) in 2022; 65% (22 of 34) in 2021.

UN entities: Training and capacity development*
Score trends, 2021–2022 (n=34)



*Based on reporting on KPI 8.2 – Youth2030 Scorecard for UN Entities

UN entities: Knowledge exchange on youth issues

Overall

- ◆ In 2022, **97%** (38 of 39) of UN entities facilitated knowledge exchange on youth issues, at nearly the same levels as the 2021 baseline, 100% (36 of 36).

● Scores

- ◆ In 2022, 92% (36 of 39) facilitated knowledge exchange **with youth** on one or more Youth2030 priority areas and scored ●.
- ◆ Trend analysis of scores for 35 UN entities (where data was available for both 2021 and 2022) showed an increase in ● scores in 2022: 94% (33 of 35), compared with 86% (30 of 35) in 2021.

UN entities: Knowledge exchange*
Score trends, 2021–2022 (n=35)



*Based on reporting on KPI 8.4 – Youth2030 Scorecard for UN Entities

UNCTs, youth and knowledge exchange


Overall

- ◆ In 2022, 48% (63 of 131) of UNCTs included youth issues in their knowledge exchange plans, improving from the 2020 baseline, 31% (40 of 131).

● Scores

- ◆ In 2022, 36% (47 of 131) of UNCTs scored ●, having included **both** youth issues in their knowledge-exchange plans **and** ensuring funding for such activities, improving from the 2020 baseline, 15% (19 of 130).
- ◆ 56% (10 of 18) of UNCTs in the Europe and Central Asia region included youth issues in their knowledge-exchange plans, higher than any other region; with 44% (8 of 18) scoring ●.

UNCTs: Knowledge exchange*
Score trends, 2020–2022



*Based on reporting on KPI 18 – Youth2030 Scorecard for UNCTs

Knowledge portal

- ◆ [Youth Policy Toolbox](#) (ESCAP)
- ◆ [e-Learning Portal](#) (ESCWA)
- ◆ [The Global Migration Data Portal](#) (IOM)
- ◆ [ILO Employment Policy Gateway; youth employment Section](#) (ILO)
- ◆ [Inter-Agency Standing Committee \(IASC\) global portal on Accountability and Inclusion \(with youth focus\)](#) (IASC members)
- ◆ [Connect & Learn Platform](#) (OCT)
- ◆ [OHCHR Library Catalogue](#) (OHCHR)
- ◆ [UN Habitat Youth Portal](#) (UN Habitat)
- ◆ [UNIDO Knowledge Hub](#) (UNIDO)
- ◆ [The South-South Galaxy](#) (UNOSSC)
- ◆ [Adolescent Health Resource Bank](#) (WHO)

E-learning courses

- ◆ [Engaging Safely at the UN](#) (OSGEY)
- ◆ [Empower youth to engage in responsible investment in agriculture and food systems](#) (FAO)
- ◆ [Promotion of youth employment in fragile settings](#) (ILO)
- ◆ [Generation Connect Digital Learning](#) (ITU)
- ◆ [Youth participation in electoral processes](#) (UNDP)
- ◆ [Youth Waging Peace](#) (UNESCO)
- ◆ [The UNIDIR Youth Disarmament Orientation Course](#) (UNIDIR)

Knowledge exchange

- ◆ [Podcast on Youth in Agribusiness](#) (IFAD)
- ◆ [Making Skills and Jobs Inclusive of Young Persons with Disabilities](#) (ILO)
- ◆ [YouLead Summit 2022 – Digital Access & Future of Work](#) (ITC)
- ◆ [Leaders4Tomorrow Workshop Series](#) (ODA)
- ◆ [Conversation Series with Young People on Human Rights Education](#) (OHCHR)
- ◆ [HIV prevention South to South Learning Network](#) (UNAIDS)
- ◆ [Inter-Agency Workshop for young humanitarians working in the Ukraine crisis response](#) (UNICEF, UNFPA, UNHCR, Norwegian Refugee Council, ActionAid, the Scouts, Global Refugee Youth Network, and the Youth Compact Champions)

4.5

Advocate and communicate on youth issues

Mobilization of stakeholders and advocating and communicating on youth issues continues to be an important stream of work under Youth2030. UN efforts in this area extend across several important platforms: (a) **advocacy in global/regional forums**, summits and conferences, (b) **advocacy events** to promote relevant international days and (c) **communication campaigns** (including social media/ digital campaigns). The Youth2030 Scorecards include indicators with criteria on the above, to track progress. Data and insights on the work of UN entities and UNCTs are available in this section.

Summary of performance and time trends

Advocacy and communication on youth was the best performance area in UN entities, with high levels of 🟢 scores. Overall progress both in UN entities and in UNCTs from the baseline in communication campaigns, with significant improvement in UNCTs.

UN entities: Advocacy in global/regional forums, summits and conferences

Overall

- In 2022, **93%** (40 of 43) of UN entities supported advocacy events on youth in intergovernmental forums and global summits and conferences FOR youth, at nearly the same levels as the 2021 baseline, 97% (36 of 37).

🟢 Scores

- In 2022, 91% (39 of 43) of UN entities supported one or more events **with youth** and scored 🟢.
- Trend analysis of scores for 36 UN entities (where data were available for both 2021 and 2022) showed that the 🟢 scores remained at nearly the same levels (2022: 94% (34 of 36); 2021(97% (35 of 36)).

UN entities: Advocacy in global/regional forums* Score trends 2021–2022 (n=36)



*Based on reporting on KPI 13.1 – Youth2030 Scorecard for UN Entities

UN entities: Advocacy events to promote relevant international days

Overall

- ◆ In 2022, **88%** (38 of 43) of UN entities supported the commemoration of international day events relevant to youth, at nearly the same levels as the 2021 baseline, 89% (33 of 37).

● Scores

- ◆ In 2022, 81% (35 of 43) of UN entities supported one or more events **with youth** and scored ●.
- ◆ Trend analysis of scores for 36 UN entities (where data was available for both 2021 and 2022) showed that the ● scores remained at nearly the same levels (2022: 81% (29 of 36); 2021: 83% (30 of 36)).

UN entities: Advocacy events to promote international days*
Score trends, 2021–2022 (n=36)



*Based on reporting on KPI 13.2 – Youth2030 Scorecard for UN Entities

UN entities: Communication campaigns in Youth2030 priority areas


Overall

- ◆ In 2022, **81%** (35 of 43) of UN entities supported or activated campaigns (including social media/digital campaigns) in Youth2030 priority areas, an increase from the 2021 baseline, 76% (28 of 37).

● Scores

- ◆ In 2022, 79% (34 of 43) of UN entities activated campaigns in partnership **with youth** groups (in one or more campaigns) and scored ●.
- ◆ Trend analysis of scores for 36 UN entities (where data were available for both 2021 and 2022) showed an increase in ● scores in 2022: 78% (28 of 36) from 69% (25 of 36) in 2021.

UN entities: Communication campaigns in Youth2030 priority areas*
Score trends, 2021–2022 (n=36)



*Based on reporting on KPI 13.3 – Youth2030 Scorecard for UN Entities

UNCTs, youth, communication and advocacy

Overall

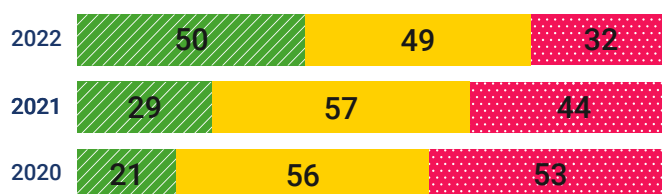
- ◆ In 2022, **76%** (99 of 131) of UNCTs included youth in joint communication and advocacy plans, improving from the 2020 baseline, 59% (77 of 130).

● Scores

- ◆ 38% (50 of 131) of UNCTs scored ● in activating campaigns in Youth2030 priority areas **and** making such campaigns accessible for youth with disabilities, improving from the 2020 baseline, 16% (21 of 130).
- ◆ 100% (18 of 18) of UNCTs in the Europe and Central Asia region included youth in joint communication and advocacy plans, higher than any other region; 61% (11 of 18) scored ●.

UNCTs: Communication and advocacy*

Score trends, 2020–2022



*Based on reporting on KPI 19 – Youth2030 Scorecard for UNCTs



Advocacy in global/regional forums

- ◆ [ECOSOC Youth Forum](#)
- ◆ [LDC5 Conference](#)
- ◆ **Transforming Education Summit (TES)**
- ◆ [IGF 2022 Global Youth Summit \(DESA\)](#)
- ◆ [High-Level Global Conference on Youth-Inclusive Peace Processes \(OSGEY, DPPA/PBSO, UN Women, UNDP, UNFPA, UNAOC with Search for Common Ground, Education Above All, UNOY\)](#)
- ◆ [Global Youth Tourism Summit \(UNWTO\)](#)
- ◆ [Generation Equality Forum \(UN Women\)](#)
- ◆ [Youth Co:Lab 2022 Summit \(UNDP\)](#)
- ◆ [World Food Forum 2022 \(FAO, IFAD, WFP, IAEA, ILO, UNESCO, UNIDO, UNICEF, UNWTO\)](#)
- ◆ **Youth advocacy at the 2022 Climate Change Conference (COP27)**
(DGC, OSGEY, UNICEF, UNCTAD, IFAD, OHCHR, UNESCO, UNEP, UNFPA)
- ◆ [Youth Forum on Drug Use Prevention \(UNODC\)](#)
- ◆ **Regional Forums for Sustainable Development (ESCAP, ECA, ECE, ECLAC, ESCWA)**

Advocacy to promote international days (global/regional)

- ◆ [International Youth Day 2022: "Intergenerational Solidarity"](#)
- ◆ [International Day of the Rights of Persons with Disabilities](#)
- ◆ **International Day of Peace (DGC, UNDP)**
- ◆ [International Day for Sign Language \(DMSPC, DGACM\)](#)
- ◆ [World Youth Skills Day \(ILO, UNESCO, OSGEY, UNTB\)](#)
- ◆ [World Environmental Day \(UNEP, UNDP\)](#)

Communication campaigns

- ◆ [Football for the Goals \(DGC\)](#)
- ◆ [Be Seen, Be Heard; campaign on young people's political participation \(OSGEY with the Body Shop\)](#)
- ◆ [#YouthInAction for Disarmament Campaign \(ODA\)](#)
- ◆ [More than a Game \(UNAOC, UNICRI\)](#)
- ◆ [Get to High Ground \(UNDRR\)](#)
- ◆ [Youth Champions for Refugees \(UNHCR\)](#)

5.

**Focus on youth in
UN strategic planning
processes**

This chapter summarizes under the following four areas the focus on youth in the strategic planning processes of **UN entities and UNCTs**:

5.1 Youth-focus in UN strategic planning

5.2 Alignment of workplans to Youth2030

5.3 Funding for youth

5.4 Transparency of reporting on youth

A summary of performance is presented below, followed by more detailed information on each area.

Summary of Performance – 2022 and time trends

The focus on youth in the UN's strategic planning processes is improving. More UN entities and UNCTs included results to be achieved for youth in their strategic plans, based on better quality evidence. Various work streams – programming, Human Resources, communication and advocacy – in UN entities and joint workplans in UNCTs are better aligned to Youth2030. But the alignment of Business Operations Strategies to Youth2030 remains low. While more UN entities and UNCTs are funding work on youth, the tracking of resources on youth and transparency of reporting needs to be improved at all levels.

5.1 Youth-focus in UN strategic planning

The UN's work on youth is shaped by global priorities and commitments established through resolutions in the General Assembly, the Security Council, the Economic and Social Council, the Human Rights Council and other main bodies of the UN, as well as the initiatives of the UN Secretary-General. At the global and regional levels, UN entities incorporate priorities for youth in their strategic planning processes and instruments, in line with their mandates, based on global commitments and guided by data and evidence obtained from contextual and situational analyses. At the country level, UNCTs define priorities for their work on youth in their strategic plans – the UN Sustainable Development Cooperation Frameworks (UNSDCFs or CFs) – aligning with national priorities and informed by data and evidence from Common Country Analyses (CCAs). To ensure effective implementation of the youth strategy, it is important to include results for youth in these strategic planning instruments and align them with the priorities outlined in Youth2030. The Youth2030 Scorecards include indicators to track progress in the above components.

UN entities: Results for youth in strategic plans

Overall

- ◆ In 2022, 75% (33 of 44) of UN entities included specific results for youth in their strategic plans, nearly at the same level as the 2021 baseline, 73% (29 of 40).

● Scores

- ◆ In 2022, 57% (25 of 44) of UN entities included results for youth at two levels (outcome and output levels) in their strategic plans and scored ●.
- ◆ Trend analysis of scores for **38 UN entities** (where data were available for both 2021 and 2022), showed an increase in ● scores: 66% (25 of 38) in 2022, compared with the 2021 baseline, 58% (22 of 38).

UN entities: Results for youth in strategic plans*
Score trends, 2021–2022 (n=38)



*Based on reporting on KPI 1.3 – Youth2030 Scorecard for UN Entities

UN entities: Situational analysis on youth in strategic plans

Overall

- ◆ In 2022, 84% (37 of 44) of UN entities included situational analysis on youth to design their strategic plans, nearly at the same level as the 2021 baseline, 80% (32 of 40).

● Scores

- ◆ In 2022, 50% (22 of 44) of UN entities scored ●, meeting all or most quality criteria.¹⁵
- ◆ Trend analysis of scores for **38 UN entities** (where data were available for both 2021 and 2022), showed an increase in ● scores in 2022: 58% (22 of 38), from the 2021 baseline, 53% (20 of 38).

UN entities: Situational analyses in strategic plans*
Score trends, 2021–2022 (n=38)



*Based on reporting on KPI 1.2 – Youth2030 Scorecard for UN Entities

15. Quality criteria: information available in the situational analyses on (a) progress, (b) gaps, (c) challenges and (d) opportunities.

UNCTs: Results for youth

Overall

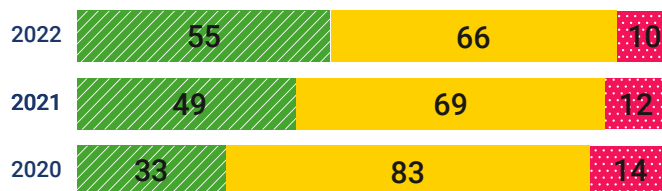
- ◆ In 2022, 92% (121 of 131) of UNCTs worldwide included results for youth in their UNSDCFs, nearly at the same level as the 2020 baseline, 89% (116 of 130).

● Scores

- ◆ In 2022, 42% (55 of 131) of UNCTs included results at both output and outcome levels in their Cooperation Frameworks and scored ●, improving from the 2020 baseline, 25% (33 of 130).
- ◆ Africa was the top-performing region in 2022, with 55% (29 of 53) scoring ●.

UNCTs: Results on youth in Cooperation Frameworks*

Score trends, 2020–2022



*Based on reporting on KPI 2 – Youth2030 Scorecard for UNCTs

UNCTs: Youth situational analyses in Common Country Analyses

Overall

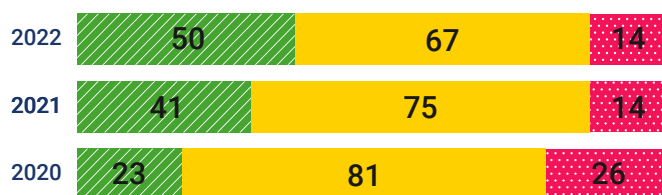
- ◆ In 2022, 89% (117 of 131) of UNCTs included **youth situational analysis** in their common country analyses, improving from the 2020 baseline, 80% (104 of 130).

● Scores

- ◆ In 2022, 38% (50 of 131) of UNCTs met all or most quality criteria and scored ●, improving from the 2020 baseline, 18% (23 of 130).¹⁶
- ◆ **Europe and Central Asia** was the top performing region in 2022, with 55% (22 of 40) of UNCTs scoring ●.

UNCTs: Youth situational analyses in Common Country Analyses*

Score trends, 2020–2022



*Based on reporting on KPI 1 – Youth2030 Scorecard for UNCTs

16. Quality criteria: information available in the situational analyses on (a) progress, (b) gaps, (c) challenges and (d) opportunities.

5.2 Alignment of workplans to Youth2030

Strategic plans in the UN are typically multi-year frameworks to guide organizational activities. These plans are implemented through shorter-term (i.e., annual or bi-annual) workplans. In UN entities, the workplans cover various areas of the organizational work and include **programming plans**, **Human Resources plans**, and **communication and advocacy plans**. UNCTs use **joint workplans** and their **Business Operations Strategy** as their primary instruments for operationalizing the country-level work. The Youth2030 Scorecards include indicators for the above components to monitor progress.

UN entities: Alignment of programme plans to Youth2030


Overall

- In 2022, all 100% (40 of 40) of UN entities had their **programme plans** partially or fully aligned to Youth2030 priority areas (2021 baseline, 97% (30 of 31)).

● Scores

- In 2022, programme plans in 68% (27 of 40) of UN entities were fully aligned to Youth2030 and scored ●.
- Trend analysis of scores for 30 UN entities (where data were available for both 2021 and 2022) showed an **increase in ● scores** in 2022: 73% (22 of 30), compared with the 2021 baseline, 53% (16 of 30).

UN entities: Alignment of programme plans to Youth2030*
Score trends, 2021–2022 (n=30)



*Based on reporting on KPI 2.1 – Youth2030 Scorecard for UN Entities

UN entities: Alignment of Human Resources plans to Youth2030


Overall

- In 2022, 93% (41 of 44) of UN entities included work-stream on either (a) strengthening internships or (b) increasing youth in the workforce in their **human resources plans**, at the same levels as the 2021 baseline, 93% (37 of 40).

● Scores

- In 2022, 82% (36 of 44) of UN entities included **both** streams of work on strengthening internships and youth workforce in their Human Resources plans and scored ●.
- Trend analysis of scores for 38 UN entities (where data were available for both 2021 and 2022) showed an **increase in ● scores** in 2022: 84% (32 of 38), from the 2021 baseline, 66% (25 of 38).

UN entities: Alignment of Human Resources plans to Youth2030*
Score trends, 2021–2022 (n=38)



*Based on reporting on KPI 2.2 – Youth2030 Scorecard for UN Entities

UN entities: Alignment of communication and advocacy strategy/plans to Youth2030

Overall

- ◆ In 2022, 79% (31 of 39) of UN entities included youth in their **communication and advocacy strategy/plans**, up from the 2021 baseline, 78% (28 of 36).

● Scores

- ◆ 46% (18 of 39) of UN entities both (a) included youth issues and (b) considered the accessibility of young people with disabilities in their plans in 2022 and scored ●.
- ◆ Trend analysis of scores for 34 UN entities (where data were available for both 2021 and 2022) showed an **increase in ● scores** in 2022: 50% (17 of 34), from the 2021 baseline, 38% (13 of 34).

UN entities: Alignment of communication and advocacy strategy/plans to Youth2030* Score trends, 2021–2022 (n=34)



*Based on reporting on KPI 2.3 – Youth2030 Scorecard for UN Entities

UNCTs: Alignment of joint workplans to Youth2030

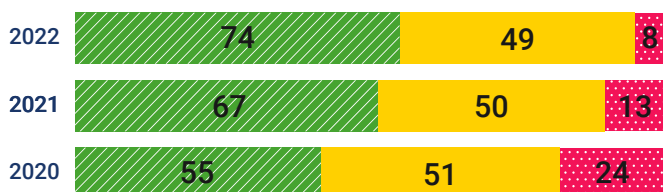
Overall

- ◆ In 2022, 94% (123 of 131) of UNCTs included Youth2030 programme priorities in their **joint workplans**, improving from the 2020 baseline, 81% (106 of 130).

● Scores

- ◆ In 2022, 56% (74 of 131) included **all or most priority areas** and scored ●, improving from the 2020 baseline, 42% (55 of 130).
- ◆ **Europe and Central Asia** was the top performing region in 2022, with 80% (14 of 18) of UNCTs scoring ●.

UNCTs: Alignment of joint workplans to Youth2030 * Score trends, 2020–2022



*Based on reporting on KPI 3.1 – Youth2030 Scorecard for UNCTs

UNCTs: Alignment of Business Operational Strategy to Youth2030

Overall

- ◆ In 2022, 20% (26 of 131) of UNCTs included plans for **either** strengthening internships **or** improving youth in their workforce in their **BOS implementation plans**, improving from the 2020 baseline, 10% (14 of 130).

● Scores

- ◆ In 2022, 11% (14 of 131) of UNCTs included in their BOS implementation plans **both** streams of work on strengthening internships **and** improving the proportion of youth in their workforce, and scored ●.
- ◆ Africa was the top-performing region in 2022, with 15% (8 of 53) of UNCTs scoring ●.

UNCTs: Alignment of Business Operations Strategy to Youth2030 * Score trends, 2020–2022



*Based on reporting on KPI 3.2 – Youth2030 Scorecard for UNCTs

5.3 Funding for youth

Effective implementation of Youth2030 relies not only on the inclusion of youth results in strategic plans and on the alignment of workplans with the priorities of the strategy, but also on the availability of adequate funding for activities in these workplans and the effective utilization of allocated funds. To ensure availability of adequate funding for activities, critical actions include (a) accurate estimation of required resources, (b) mobilization of funds, (c) robust planning and (d) full allocation of funds. Timely implementation of activities and periodic monitoring of progress are important to ensure that the funds are utilized efficiently. The Youth2030 Scorecards incorporate indicators on some of these critical components to track progress.

UN entities: Marker/tagging system on youth


Overall

- ◆ In 2022, 57% (25 of 44) of UN entities reported that a marker or a tagging system to track resources on youth was **under development or in use**, at the same levels as the 2021 baseline, 53% (21 of 40).

● Scores

- ◆ In 2022, 36% (16 of 44) of UN entities had a marker system in use and scored ●.
- ◆ Trend analysis of scores for 38 UN entities (where data were available for both 2021 and 2022) showed no change in ● scores: **37%** (14 of 38) in 2022, vs. the 2021 baseline of 39% (15 of 38).

UN entities: Marker/tagging system on youth*
Score trends, 2021–2022 (n=38)



*Based on reporting on KPI 3.1 – Youth2030 Scorecard for UN Entities

UN entities: Allocation vs. expenditure on youth-related activities

Overall

- ◆ In 2022, 95% (42 of 44) of UN entities allocated and spent funds on youth-related activities, improving from the 2021 baseline, 85% (34 of 40). However, in 2022, only 57% (25 of 44) of these entities had data available on funds allocated/spent on youth-related activities, which was nonetheless a considerable improvement from the 2021 baseline, 38% (15 of 40).

● Scores

- ◆ In 2022, 41% (18 of 44) of UN entities spent ≥80% of funds allocated for youth-related activities and scored ●.
- ◆ Trend analysis of scores for 38 UN entities (where data were available for both 2021 and 2022) showed an increase in ● scores: from 18% (7 of 38) in 2021 to 37% (14 of 38) in 2022.

UN entities: Allocation vs. expenditure on youth-related activities*
Score trends, 2021–2022 (n=38)



*Based on reporting on KPI 3.2.1 – Youth2030 Scorecard for UN Entities

UN entities: Expenditure on youth as a percentage of total annual expenditure in the entity

- ◆ In 2022, 39% (17 of 44) of UN entities had information available on the entity's expenditure on youth as a percentage of total annual expenditure, an increase from the 2021 baseline, 30% (12 of 40).

UNCTs: Availability of funding for youth-related activities

- ◆ In 2022, 53% (69 of 131) of UNCTs had funding available for youth-related activities, improving from the 2020 baseline, 44% (57 of 130).

UNCTs: Planned vs. available funding for youth-related activities

Overall


- ◆ In 2022, 51% (67 of 131) of UNCTs had information on both **planned funding** and **available funding** for youth-related activities, compared with the 2020 baseline, 31% (40 of 130).

● Scores

- ◆ In 2022, 40% (52 of 131) of UNCTs made available **≥80 % of planned funding**, compared with the 2020 baseline, 31% (40 of 130).

UNCTs: Planned vs. available funding for youth-related activities*

Score trends, 2020–2022



*Based on reporting on KPI 4.1 – Youth2030 Scorecard for UNCTs

UNCTs: Available vs. utilized funding for youth-related activities

Overall


- ◆ In 2022, 47% (62 of 131) of UNCTs had information on both **available funding** and **utilized funding** for youth-related activities, compared with the 2020 baseline, 41% (53 of 130).

● Scores

- ◆ In 2022, 29% (38 of 131) of UNCTs spent **≥80 % of available funding**, compared with the 2020 baseline, 26% (34 of 130).
- ◆ Europe and Central Asia was the top-performing region in 2022, with:
 - 50% (9 of 18) of UNCTs allocating **≥ 80%** of planned resources and scoring ● and
 - 44% (8 of 18) of UNCTs utilizing **≥80%** of the available resources and scoring ● .

UNCTs: Available vs. utilized funding for youth-related activities*

Score trends, 2020–2022



*Based on reporting on KPI 4.2 – Youth2030 Scorecard for UNCTs


UN action on youth
Funding and transparency: selected examples

UN entities with a youth marker/tagging system to track “results achieved” and “resources used”

- ◆ DMSPC
- ◆ FAO
- ◆ IFAD
- ◆ IOM
- ◆ ITC
- ◆ OCT
- ◆ OHCHR
- ◆ OSGEY
- ◆ UNAOC
- ◆ UNDP
- ◆ UNEP
- ◆ UNESCO
- ◆ UNICEF
- ◆ UNIDIR
- ◆ UNIDO
- ◆ UNTB

UN entities with data on proportion of total expenditure spent on youth-related activities

- ◆ ESCWA
- ◆ FAO
- ◆ IOM
- ◆ ITC
- ◆ OCT
- ◆ ODA
- ◆ OHCHR
- ◆ OSGEY
- ◆ UNAOC
- ◆ UNEP
- ◆ UNFPA
- ◆ UNICEF
- ◆ UNIDIR
- ◆ UNIDO
- ◆ UNTB
- ◆ UNV
- ◆ WHO



5.4

Transparency of reporting on youth-focused results and investments

The UN recognizes the rights of young people and promotes transparency and accountability, as well as responsiveness from duty bearers to fulfill these rights. In line with this commitment, the youth strategy emphasizes the transparent reporting on the achievement of the youth-related outcomes and the utilization of funds allocated for youth-focused programming by UN entities and UNCTs. To track progress in this area, the Youth2030 Scorecards incorporate specific indicators.

UN entities: Transparency of reporting on youth

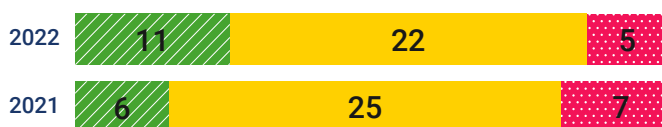
Overall

- ◆ In 2022, 80% (35 of 44) of UN entities included **either** results achieved, **or** funds utilized for youth in publicly available reports, and remained at the same level as the 2021 baseline, 83% (33 of 40).

● Scores

- ◆ In 2022, 30% (13 of 44) of UN entities included **both** results achieved, **and** funds utilized for youth and scored ●.
- ◆ Trend analysis of scores for 38 UN entities (where data were available for both 2021 and 2022) showed an increase in ● scores in 2022: 29% (11 of 38) from the 2021 baseline, 16% (6 of 38).

UN entities: Transparency of reporting on youth*
Score trends, 2021–2022 (n=38)



*Based on reporting on KPI 4 – Youth2030 Scorecard for UN Entities

UNCTs: Transparency of reporting on youth


Overall

- ◆ In 2022, 85% (111 of 131) of UNCTs included details on joint programming on youth in annual reports, improving from the 2020 baseline, 56% (73 of 130).

● Scores

- ◆ In 2022, 26% (34 of 131) made their reports publicly available and scored ●.¹⁷
- ◆ Europe and Central Asia was the top-performing region in 2022, with 39% (7 of 18) scoring ● in 2022.

UNCTs: Transparency of reporting on youth*
Score trends, 2020–2022



*Based on reporting on KPI 5 – Youth2030 Scorecard for UNCTs


17. Quality criteria: information available in the situational analyses on (a) progress, (b) gaps, (c) challenges and (d) opportunities.

6.

Architecture and capacities to deliver on Youth2030

This chapter summarizes under four areas, the data and insights on the **internal organization and capacities on youth in UN entities and UNCTs** to deliver on Youth2030:

- 6.1 Engagement in inter-agency coordination mechanisms on youth
- 6.2 Strengthening internal capacities on youth
- 6.3 Increasing the proportion of youth (<35 years) in the workforce
- 6.4 Strengthening fair and quality internships

A summary of performance trends of  scores is presented below, followed by further details.

Summary of Performance scores – 2022

Engagement in **inter-agency coordination mechanisms** on youth in UN entities at the global and regional levels was much higher compared to UNCTs at country level; more entities are engaging in both **issue-based/ thematic and system-wide mechanisms** to improve coherence of the work on youth. UNCTs that are coordinated on youth issues through a results group or a task team improved from baseline but need further improvement. UN entities undertaking data-driven actions to improve the proportion and representation of youth in the workforce and to strengthen the fairness and quality of internships improved. However, there is not much progress in collective actions in UNCTs in these areas and performance levels remain low.

6.1

Engagement in inter-agency coordination mechanisms on youth

The engagement of UN entities and UNCTs in inter-agency coordination mechanisms focusing on youth is critical to ensuring a coherent approach to youth-related work within the UN system. To achieve this, two types of mechanisms are available at the global/regional level: (a) specific **issue-based/thematic mechanisms** and (b) **system-wide mechanism(s)**, covering a range of youth issues. At the country level, UNCTs coordinate on youth-related work through **youth focal points** (part-time or full-time) and through **results-groups/thematic groups on youth**. The **results groups/thematic groups** bring together the entities (all/most) at country level and are considered more participatory and robust compared with the youth focal points. The above mechanisms are set out as criteria for performance in the relevant indicators in the Youth2030 Scorecards.

UN entities: Engagement in inter-agency coordination on youth at global/regional levels

Overall

- ◆ In 2022, at **global/regional levels, 95% (42 of 44)** of UN entities engaged in either (a) specific issue-based/thematic mechanisms or (b) system-wide inter-agency coordination mechanisms on youth. The engagement in 2022 was at the same level as the 2021 baseline, **95% (38 of 40)**.

● Scores

- ◆ In 2022, **73% (32 of 44)** of UN entities engaged in **both** issue-based/thematic mechanisms **and** system-wide coordination mechanisms and scored ●.
- ◆ Trend analysis of scores for 38 UN entities (where data were available for both 2021 and 2022) showed an **increase in ● scores** in 2022 (74%) (28 of 38), from 61% (23 of 38) in 2021.

UN entities: Engagement in inter-agency coordination on youth at global/regional levels* Score trends, 2021–2022 (n=38)



*Based on reporting on KPI 14 – Youth2030 Scorecard for UN Entities

UNCTs: Inter-agency coordination on youth at country level


Overall

- ◆ In 2022, 70% (92 of 131) of UNCTs had coordination mechanisms in place for youth work, **an increase** from the 2020 baseline, 62% (81 of 130).

● Scores

- ◆ In 2022, 58% (76 of 131) of UNCTs were coordinated through results groups/thematic groups/task teams and scored ●, **an increase** from the 2020 baseline, 51% (67 of 130).
- ◆ Europe and Central Asia was the top performing region in 2022, with 78% (14 of 18) of UNCTs scoring ●.

UN entities: Inter-agency coordination on youth at country level*
Score trends, 2021–2022



*Based on reporting on KPI 7 – Youth2030 Scorecard for UN Entities

UN action on youth Coordination and coherence: selected examples

Inter-agency coordination

System-wide coordination on youth:

- ◆ Youth2030
- ◆ Youth, peace and security
- ◆ Inter-Agency Network on Youth Development (IANYD)

UN thematic inter-agency coordination on youth:

- ◆ H6+ Technical Working Group on Adolescent Health and Well-being
- ◆ Global Initiative on Decent Jobs for Youth
- ◆ Compact for Young People in Humanitarian Action
- ◆ UN Secretariat Internships Community of Practice
- ◆ UN Action against conflict-related sexual violence

Issue-based coalitions are active across all five DCO regions

6.2

Strengthening internal capacities on youth

The UN's internal capacities on youth play a crucial role in effectively implementing the youth strategy. UN entities strengthen their capacities by taking several key measures, including: (a) ensuring personnel are available to deliver on the priorities on youth (full-time personnel, part-time personnel, external roster of experts), (b) strengthening internal coordination and information/knowledge sharing, and providing up-to-date information to personnel working on youth issues and (c) building capacity of staff members to enhance their knowledge and skills on youth-related issues, including youth-policy programming and meaningful youth engagement. At the country level, UNCTs continue to invest in building internal capacity on youth-policy programming and meaningful youth engagement. The Youth2030 Scorecards include indicators and specific criteria for the above.

UN entities: Availability of personnel

Overall

- ◆ In 2022, **91% (40 of 44) of UN entities** had at least one category of personnel in place to deliver on the youth agenda, at the same level as the 2021 baseline, 90% (36 of 40).

● Scores

- ◆ In 2022, **57% (25 of 44) of UN entities** had in place two or all three categories of personnel and scored ●.
- ◆ Trend analysis of scores for 38 UN entities (where data were available for both 2021 and 2022) showed an increase in ● scores in 2022: 63% (24 of 38), from 50% (19 of 38) in 2021.

UN entities: Availability of personnel* Score trends, 2021–2022 (n=38)



*Based on reporting on KPI 15.1 – Youth2030 Scorecard for UN Entities

UN entities: Internal coordination and information/knowledge sharing


Overall

- ◆ In 2022, 83% (33 of 40) of UN entities had internal coordination mechanisms on youth in place, at the same level as the 2021 baseline, 83% (30 of 36).

● Scores

- ◆ In 2022, 80% (32 of 40) of UN entities had in place both an **internal coordination mechanism** for personnel working on youth issues and **regular information/knowledge sharing** and scored ●.
- ◆ Trend analysis of scores for 33 UN entities (where data were available for both 2021 and 2022) showed an increase in ● scores: 85% (28 of 33) in 2022, from 79% (26 of 33) in 2021.

UN entities: Internal coordination and information/knowledge sharing* Score trends, 2021–2022 (n=33)



*Based on reporting on KPI 15.2 – Youth2030 Scorecard for UN Entities

UN entities: Capacity-building of staff


Overall

- ◆ In 2022, **80% (35 of 44) of UN entities** invested in strengthening organizational capacity on youth issues, an increase from the 2021 baseline, 60% (24 of 40).

● Scores

- ◆ In 2022, 36% (16 of 44) of UN entities invested in building the capacity of staff on both youth-policy programming and meaningful youth engagement and scored ●.
- ◆ Trend analysis of scores for 38 UN entities (where data were available for both 2021 and 2022) showed an increase in ● scores in 2022: 37% (14 of 38), from 26% (10 of 38) in 2021.

UN entities: Capacity-building of staff*
Score trends, 2021–2022 (n=38)



*Based on reporting on KPI 15.3 – Youth2030 Scorecard for UN Entities

UNCTs: Internal capacities on youth

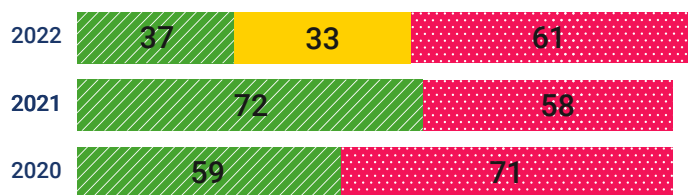
Overall

- ◆ In 2022, 53% (70 of 131) of UNCTs reported capacities in place for Youth2030 implementation, improving from the 2020 baseline, 45% (59 of 130).

● Scores

- ◆ In 2022, 28% (37 of 131) of UNCTs invested in building capacity on both youth policy-programming and meaningful youth engagement and scored ●.
- ◆ The Africa region was the top performer in 2022, with 38% (20 of 53) of UNCTs scoring ●.

UNCTs: Internal capacities on youth*
Score trends, 2020–2022



*Based on reporting on KPI 8 – Youth2030 Scorecard for UNCTs.
As the scoring criteria were revised in 2022, comparable disaggregated data for green and yellow ratings are not available.

6.3

Increasing the proportion and representation of youth (<35 years) in the workforce

The focus on attracting and managing young talent effectively in the UN's workforce is a key priority outlined in the UN Youth Strategy. For progress to be achieved in this area, the following actions are critical:

- Generate data and evidence on the status of youth in the workforce;
- Incorporate a relevant stream of work in Human Resources plans;
- Establish metrics for performance;
- Track progress periodically and report transparently on the progress.

The above are set out as criteria for performance in the indicators in the Youth2030 Scorecards.

UN entities: Increasing the proportion of youth (<35 years) in the workforce

Overall

- In 2022, **86%** (38 of 44) of UN entities undertook data-driven actions to increase the proportion of youth in their workforce, increasing from the 2021 baseline, 73% (29 of 40).

● Scores

- In 2022, 27% (12 of 44) of UN entities scored ●, meeting at least 3 of the 4 criteria set out in the relevant Key Performance Indicator.
- Trend analysis of scores for 38 UN entities (where data were available for both 2021 and 2022), showed **a 29% increase in ● scores** in 2022 (11 of 38), from the 2021 baseline, 16% (6 of 38).

UN entities: Increasing the proportion of youth in the workforce*

Score trends, 2021–2022 (n=38)



*Based on reporting on KPI 16 – Youth2030 Scorecard for UN Entities

UNCTs: Increasing the proportion and representation of youth in the workforce

Overall


- In 2022, only 15% (20 of 131) of UNCTs included actions to increase the proportion of youth in their workforces, increasing from the 2020 baseline, 9% (12 of 130).

● Scores

- In 2022, only 2% (3 of 131) of UNCTs scored ●, meeting at least 3 of the 4 criteria set out in the relevant Key Performance Indicator, at the same levels as the 2020 baseline, 1% (2 of 130).

UNCTs: Increasing the proportion of youth in the workforce*

Score trends, 2021–2022



*Based on reporting on KPI 9 – Youth2030 Scorecard for UNCTs

6.4

Strengthening fair and quality internships

The UN Youth Strategy places strong emphasis on expanding opportunities and enhancing the fairness and quality of internships within the UN. For progress to be achieved in this area, several actions are critical:

- Generation of data and evidence on the status of interns in the UN system;
- Inclusion of relevant stream of work on internships in Human Resources plans;
- Establishment of metrics for performance;
- Tracking progress periodically and reporting transparently on the progress.



The above are set out as criteria for performance in the indicators in the Youth2030 Scorecards.

UN entities: Strengthening fair and quality internships

Overall

- In 2022, 86% (38 of 44) of UN entities undertook data-driven actions to expand opportunities and to improve the fairness and quality of internships, slightly below the 2021 baseline, 88% (35 of 40).

Scores

- In 2022, 39% (17 of 44) of UN entities scored , meeting at least 3 of the 4 criteria set out in the relevant Key Performance Indicator.
- Trend analysis of scores for 38 UN entities (where data were available for both 2021 and 2022), showed an increase in  scores in 2022: 45% (17 of 38) from the 2021 baseline, 29% (11 of 38).

UN entities: Strengthening fair and quality internships*

Score trends, 2021–2022 (n=38)




*Based on reporting on KPI 17 – Youth2030 Scorecard for UN Entities

UNCTs: Strengthening fair and quality internships

Overall


- In 2022, only 13% (17 of 131) of UNCTs included actions to strengthen the fairness and quality of internships, at approximately the same level as the 2020 baseline, 10% (12 of 130).

Scores

- In 2022, only 2% (3 of 131) of UNCTs scored , meeting at least 3 of the 4 criteria set out in the relevant Key Performance Indicator.
- Performance in this area was low across all regions.

UNCTs: Strengthening fair and quality internships *

Score trends, 2021–2022



*Based on reporting on KPI 10 – Youth2030 Scorecard for UNCTs

Details of the work of the Youth2030 Task Team to strengthen internships are available below.

The UN Youth Strategy and internships

[Youth2030](#) places special emphasis on expanding opportunities and improving the fairness and quality of internships across the UN system. While the overall implementation of the strategy has seen good progress, the annual [Youth2030 Progress Reports](#) 2021 and 2022 note critical gaps in the performance of the United Nations system on internships and young talent management. The reports also point out that while several UN entities implemented promising practices on internships and young talent management, such practices have not yet been reflected in the overall efforts of the system, including by the UN Country Teams. To address these gaps, the Youth Strategy's **High-Level Steering Committee** outlined key steps to strengthening internships across the system, including through the establishment of an inter-agency Task Team.

The **Youth2030 Task Team on Strengthening Internships** was established in 2021. Co-chaired by the **Office of the Secretary-General's Envoy on Youth** and the **Department of Operational Support**, the Task Team is composed of Human Resources focal points¹⁸ from interested UN Secretariat and non-Secretariat entities, including the **Department of Management Strategy, Policy and Compliance**. To ensure that the agenda builds on young people's advocacy efforts and includes their perspectives, the Task Team's membership also includes youth networks – the **Fair Internships Initiative** and **Young UN**. The Task Team's work is organized across four tracks: (a) good practices; (b) operational improvements; (c) data and tracking systems and (d) advocacy.

Understanding where we are now on internships in the UN: a review

The Task Team set out to understand the status of internships in the United Nations and to learn what is working well and what needs improvement to inform its future course of action. A review tool was developed by the Task Team (*please refer to the below table for areas included for the review*) to examine existing internship policies and practices, as well as strategic human resources management. The tool draws from and is aligned with the recommendations and benchmarks outlined by the Joint Inspection Unit of the United Nations System in its [Review of internship programmes in the United Nations system](#) (JIU/REP/2018/1).

The UN entities – both Secretariat and non-Secretariat – engaged in the Task Team self-reported on various components in the tool. In all, 30 policy components were reviewed, along with the patterns of implementation across two periods – pre-COVID (2019) and post-COVID (January–June 2021).

18. 88 human resources focal points on internships from 36 UN entities, 3 UN Country Teams, 3 youth groups and 1 multistakeholder initiative.

JIU benchmark areas on internships	Status of internships in the UN: areas of review by the Youth2030 Task Team (As per the tool developed by and self-reported on by the Task Team)						
1. Internship application and decision	1 Status update on applications						
	2 Selection criteria & processes	2.1 Terms of reference for internship	2.2 Selection process	2.3 Decision on selection			
	3 Joining the duty station	3.1 Time to start internship	3.2 Visa support for travel to duty station				
2. Internship period	4 Onboarding	4.1 Administrative support for onboarding	4.2 Induction package	4.3 Orientation of intern by supervisor			
	5 Work plan						
	6 Learning & development	6.1 Training courses	6.2 Field training				
	7 Leave entitlements	7.1. Annual leave	7.2 Sick leave				
	8 Working conditions	8.1 Access to office	8.2 Office space	8.3 Work desk	8.4 Work computer	8.5 Official email	
	9 Support in the event of emergency						
	10 Support in the event of abuse or conflict						
3. Completion of internship	11 Performance evaluation	11.1 Performance evaluation of intern	11.2 Certificate of completion of internship				
	12 Feedback on internship experience						
	13 Internship as work experience						
4. Alignment of internships to the values of the UN	14 Equal opportunities						
	15 Financial support	15.1 Financial support for travel to duty station	15.2 Financial support to cover living expenses	15.3 Financial support for field training			
	16 Ending mandatory break in service						

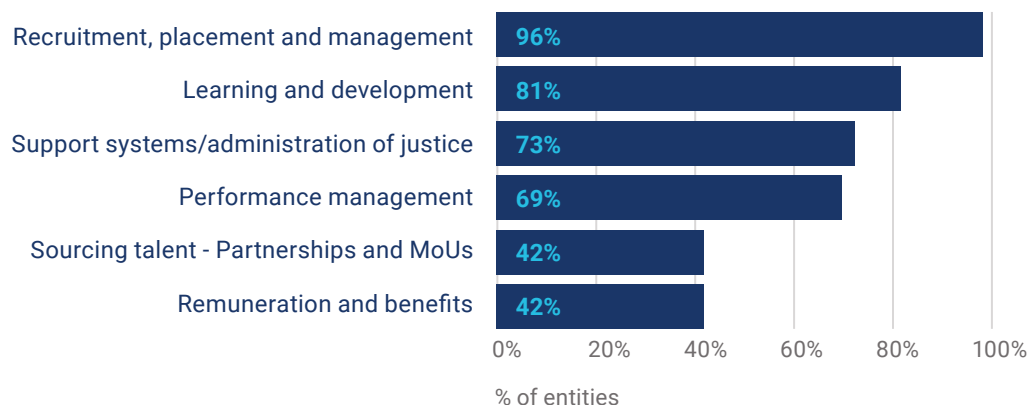
Key findings

Twenty-nine UN entities participated in the review. Clean and complete data sets available across 27 entities (15 Secretariat, 12 non-Secretariat entities) were included for analysis.

1. Overview of internships

- ♦ All UN entities are guided by their organization's internship policies. Entities include several components in their internship policies, as shown below:

Internship policy components in entities



- ♦ Internships in the United Nations follow **centralized (56%), decentralized (11%) or mixed (33%)** models of management. **Focal points(s) for coordination of internships** are available across 96% of entities. Such focal points are **full time in 65%** and **part time in 35%** of entities.
- ♦ Entities have invested in efforts to build **organizational capacity** to improve the quality of internship programmes. These include (a) **guidelines (only) for supervisors in 89%** of entities, (b) **training curriculum (only) for supervisors in 13%** of entities and (c) **both in 11%** of entities.
- ♦ **68%** of entities include internships in their routine **Human Resources Information Systems (HRIS)**. HRIS is used for (a) **recruitment and management purposes in 75%** of entities, (b) **recruitment only in 13%** of entities and (c) **administration/management only in 13%** of entities. **27%** of entities include a **dashboard on internships** in their HRIS to make available real-time data.
- ♦ **65%** of entities include internships in their **annual HR planning processes**, and **60%** include information on internships in their **annual reports, which are publicly available**.
- ♦ **Availability of information and data on internships is variable across entities.** While much information exists on (a) total number of interns, (b) duration of internships, (c) modalities of internships (in-person, online, hybrid) and (d) age, gender and geographical distribution, information on availability of interns from vulnerable population groups is limited.

2. Internship policies in UN entities and their alignment to JIU benchmarks on internships

- ◆ Overall, among the **policy components** reviewed, **45%** (13 of 30) were **aligned to the JIU benchmarks on internships across ≥ 80% of UN entities**. These include administrative support for onboarding, terms of reference for internship, orientation of intern by supervisor, access to office, support in the event of emergency, support in the event of abuse or conflict, certificate of completion of internship, equal opportunities for eligible candidates, office space, providing sufficient time to start, visa support for travel to duty station, work desk and work computer. In the above areas, alignment of policies to JIU benchmarks was higher across a larger proportion of non-Secretariat entities than of Secretariat entities.
- ◆ Five areas where the policies were **most aligned to the JIU benchmarks on internships** (across ≥85% of Secretariat and non-Secretariat entities) include:
 - **Administrative support for onboarding:**
All (**93%**), Secretariat (**87%**), non-Secretariat (**100%**)
 - **Terms of reference for internship:**
All (**89%**), Secretariat (**87%**), non-Secretariat (**92%**)
 - **Orientation of intern by supervisor:**
All (**89%**), Secretariat (**87%**), non-Secretariat (**92%**)
 - **Certificate of completion of internship:**
All (**89%**), Secretariat (**87%**), non-Secretariat (**92%**)
 - **Support in the event of emergency:**
All (**89%**), Secretariat (**87%**), non-Secretariat (**92%**)
- ◆ Five areas where the policies were least aligned (≤50% all entities aligned) include:
 - **Financial support for travel to duty station:**
All (**15%**), Secretariat (**7%**), non-Secretariat (**25%**)
 - **Financial support for field training:**
All (**22%**), Secretariat (**7%**), non-Secretariat (**42%**)
 - **Financial support to cover living expenses:**
All (**30%**), Secretariat (**7%**), non-Secretariat (**58%**)
 - **Elimination of mandatory break in service:**
All (**41%**), Secretariat (**20%**), non-Secretariat (**67%**)
 - **Annual leave, sick leave:**
All (**44%**), Secretariat (**20%**), non-Secretariat (**75%**)

3. Translation of policies into practice

- ◆ The availability of information on the proportion of interns needing a service/assistance/application of policy vs. those availing of them was limited across all areas. Where data were available, a gap between the existence of policies and their actual implementation was evident.
- ◆ Better levels of implementation of policies were seen where there was a good availability of tools for implementation – for example, administrative support for onboarding, selection process and certificate of completion of internship. The availability of common, system-wide tools was low.
- ◆ Several good practices to strengthen implementation were noted across various policy areas.

Moving forward

The new United Nations Youth Office, mandated by General Assembly resolution [A/RES/76/306](#), will take forward the joint, system-wide work on strengthening Internships as part of its mandate on **coordination and accountability on youth across the UN system**. Action will include:

1. Launching of the full report on **“Internships in the United Nations: Where are we now?”** in September 2023. The report will provide data and insights on all the areas of review cited above.
2. Supporting the **exchange of knowledge and good practices** on internships in entities across the UN system.
3. Continuing **advocacy efforts** for policy changes to expand opportunities and improve the fairness and quality of internships in the United Nations.
4. Supporting the **establishment of system-wide mechanisms to periodically track progress** on the above.

7.

**Meaningful youth engagement
in the UN system**

Meaningful youth engagement refers to **how** youth should be involved in decision-making and policymaking processes in the United Nations. Engagements with youth will be considered meaningful only if they meet the established **principles of meaningful youth engagement** – that engagements: (a) are institutionally mandated, (b) are rights-based and safe, (c) have designated spaces available for youth to engage in the organizational work, (d) are adequately resourced, (e) are transparent, (f) are accessible to all, (g) are voluntary, (h) are informative, (i) have reciprocal accountability between organizations and youth and (j) include due consideration for diversity and inclusion and (k) ensure youth are partners. The details of each of these principles are available in the [Youth2030 Scorecards for UNCTs and UN Entities](#).

Drawing from the principles, the Youth2030 Scorecards for UN entities and UNCTs include indicators to measure if UN's engagement with youth is meaningful and to track progress. The indicators are set out across five areas:

- ◆ Policies and processes for meaningful youth engagement in the UN,
- ◆ Diversity of youth engaged by the UN,
- ◆ Engagement of youth in UN's strategic planning processes,
- ◆ Engagement of youth in UN's support to Governments/intergovernmental processes, and
- ◆ Engagement of youth in UN-led projects and campaigns.

The criteria for the above five areas are detailed in the relevant sections of the chapter below.

This chapter captures data and insights on the 2022 performance of UN entities and UNCTs and the time trends on meaningful youth engagement across the above five areas.

Summary of performance 2022 and time trends

UN entities performed well in several areas of meaningful youth engagement, i.e., engagement is mandated institutionally, diversity of youth engaged, engaged youth in UN projects and campaigns and in the UN support to Governments/ intergovernmental work. There is scope for improving youth engagement in entity-level strategic planning processes. Good all-round momentum in UNCTs on meaningful youth engagement is evident, with significant improvement in youth engagement in strategic planning (UNSDCF) processes at country level. However, policies and processes in the UN need to be strengthened for youth engagement to be meaningful.

7.1

UN entities

Policies and processes for meaningful youth engagement in UN entities

Overall

- ◆ In 2022, **86%** (38 of 44) of UN entities had in place **two or more** policies and processes for youth engagement, **improving from the 2021 baseline, 75% (30 of 40)**.

The following criteria are set out for performance measurement on **policies and processes for meaningful youth engagement** in the Youth2030 Scorecard for UN entities: institutionally mandated, rights based and safe, designated, resourced, transparent, accessible and voluntary, informative, accountability of youth to the UN and accountability of the UN to youth.



*Based on reporting on KPI 18.1 – Youth2030 Scorecard for UN Entities

● Scores

- ◆ In 2022, 23% (10 of 44) of UN entities scored ●, meeting 7 or all 8 criteria set out in the indicator on policies and processes for meaningful youth engagement. Trend analysis of scores for 38 UN entities (where data was available for both 2021 and 2022), showed an **increase in ● scores** in 2022 (26% (10 of 38)) from 13% (5 of 38) in 2021.
- ◆ Meaningful youth engagement was **institutionally mandated in 75% of UN entities** in both 2021 and 2022 and was the **most common criterion met**. The percentage of UN entities meeting the following criteria improved in 2022 from 2021 levels: (a) informative, (b) accountability of UN entity to youth, (c) accountability of youth to UN entity, (d) resourced and (e) transparent, accessible and voluntary.

UN entities: Policies and processes for meaningful youth engagement in UN entities* Score trends, 2021–2022 (n=38)



*Based on reporting on KPI 18.1 – Youth2030 Scorecard for UN Entities

Diversity of youth engaged in UN entities

Overall

- ◆ In 2022, all 100% (44 of 44) of UN entities engaged with at least one type of youth (group), at the same level as in 2021, 100% (40 of 40).
- Scores
 - ◆ In 2022, 86% (38 of 44) of UN entities scored ●, engaging **3 or all 4 types of youth (groups), at the same level as the 2021 baseline**, 85% (34 of 40). Trend analysis of scores for 38 UN entities (where data were available for both 2021 and 2022) showed **no change in ● scores** in 2022 (87% (33 of 38), the same as in 2021, 87% (33 of 38)).
- ◆ **Youth-led and youth-serving organizations, networks and movements** were the most common youth group engaged by UN entities in both years.
- ◆ **Networks of girls and young women and youth groups at grassroots level** were the most frequently engaged youth groups in both 2021 and 2022 and remained at the same levels. Engagement of UN entities with **youth with disabilities, refugee youth, LGBTIQ+ youth, ethnic minorities and youth living with HIV increased in 2022**, compared with 2021.

The following criteria are set out for performance measurement on **diversity of youth engaged** in the Youth2030 Scorecard for UN entities: engagement with youth within the UN, wide engagement of youth through various platforms (online and face-to-face), young leaders, influencers, entrepreneurs, academics and advocates (gender balanced, diverse groups of young leaders) and youth-led and youth-serving organizations, networks and movements.

UN entities: Diversity of youth engaged* Score trends, 2021–2022 (n=38)



*Based on reporting on KPI 18.2 – Youth2030 Scorecard for UN Entities

Engagement of youth in UN entities' processes (including strategic planning)

Overall

- In 2022, 91% (40 of 44) of UN entities engaged youth in their entity's processes including strategic planning processes, **improving from the 2021 baseline, 70%** (28 of 40).

● Scores

- In 2022, 41% (18 of 44) of UN entities scored ●, having engaged youth in two or more of the listed strategic planning processes. Trend analysis of scores for 38 UN entities (where data were available for both 2021 and 2022) showed **no change** in ● scores (2022: 42% (16 of 38); 2021: 47% (18 of 38)).
- Senior management dialogues with youth** were the most common UN entity processes that youth was engaging in, in both 2021 and 2022, increasing by nearly 20% in 2022, from 2021 levels. Youth engagement in designing strategic plans and reviews in entities improved in 2022, compared with 2021.

The following criteria are set out for performance measurement on **engagement of youth in UN entities' processes (including strategic planning)** in the Youth2030 Scorecard for UN entities: youth engagement in strategic plan design/development, strategic plan reviews, strategic plan evaluations and senior management dialogues with youth on topical issues.

UN entities: Meaningful youth engagement in UN entity's processes (including strategic planning)*

Score trends, 2021–2022 (n=38)



*Based on reporting on KPI 18.3 – Youth2030 Scorecard for UN Entities

Engagement of youth in UN entities' support to Governments/intergovernmental processes

Overall

- In 2022, all 100% (37 of 37) UN entities engaged youth in support to Governments and intergovernmental processes, similar to the 2021 baseline, 100% (32 of 32).

● Scores

- In 2022, 68% (25 of 37) of UN entities were ●, having engaged youth in 2 or 3 of the listed areas. Trend analysis of scores for 34 UN entities (where data were available for both 2021 and 2022) showed an **increase in** ● scores in 2022, 76% (26 of 34), from the 2021 baseline, 62% (21 of 34).
- UN entities engaging youth in **intergovernmental processes at global/regional levels** was the most common in both 2021 and 2022. Youth engagement in all three process improved in 2022, compared with 2021.

The following criteria are set out for performance measurement on **engagement of youth in UN entities' support to Governments/intergovernmental processes** in the Youth2030 Scorecard for UN entities.

UN entities: Meaningful youth engagement in support to Governments intergovernmental processes*

Score trends, 2021–2022 (n=34)



*Based on reporting on KPI 18.4 – Youth2030 Scorecard for UN Entities

Engagement of youth in UN-led programmes, projects and campaigns

Overall

- ◆ In 2022, all 100% (39 of 39) of UN entities engaged youth in UN-led programmes, projects and campaigns, up from the 2021 baseline, 97% (37 of 38).

● Scores

- ◆ In 2022, 74% (29 of 39) of UN entities engaged youth in **innovation projects** and in their **communication and advocacy campaigns** and scored ●. Trend analysis of scores for 34 UN entities (where data were available for both 2021 and 2022) showed an increase in ● scores in 2022, 74% (25 of 34) from the 2021 baseline, 62% (21 of 34).
- ◆ UN entities engaging youth in **innovation projects** and in their **communication and advocacy campaigns improved in 2022** compared to 2021; UN entities engaged youth in 100% of their **communication and advocacy campaigns**.

The following criteria are set out for performance measurement on **engagement of youth in UN-led projects and campaigns** in the Youth2030 Scorecard for UN entities: youth engagement in innovation projects on youth and communication and advocacy campaigns on youth issues.

UN entities: Meaningful youth engagement in UN-led programmes, projects and campaigns* Score trends, 2021–2022 (n=34)



*Based on reporting on KPI 18.5 – Youth2030 Scorecard for UN Entities

7.2 UNCTs

Policies and processes for meaningful youth engagement in UNCTs

Overall

- ◆ In 2022, 57% (75 of 131) of UNCTs had in place **two or more** policies and processes for youth engagement, at the same levels as the 2021 baseline, 54% (70 of 130).

The following criteria are set out for performance measurement on **policies and processes for meaningful youth engagement** in the Youth2030 Scorecard for UNCTs: (a) institutionally mandated, (b) rights based and safe, (c) designated, (d) resourced, (e) transparent, accessible and voluntary, (f) Informative, (g) accountability of youth to the UN and (h) accountability of the UN to youth.




*Based on reporting on KPI 6.1 – Youth2030 Scorecard for UNCTs

● Scores

- ◆ In 2022, 14% (18 of 131) of UNCTs scored ●, having in place 7 or all 8 policies and processes for meaningful youth engagement, at nearly the same levels as in 2020, 15% (19 of 130).
- ◆ In 2022, meaningful youth engagement was **institutionally mandated in 46% of UNCTs**, at nearly the same level as in 2020 and was the **most common criterion met**. The percentage of UNCTs meeting the following criteria improved in 2022, compared with 2020: (a) informative, (b) accountability of youth to UNCT and (c) resourced.

UNCTs: Policies and processes for meaningful youth engagement*

Score trends, 2021–2022



*Based on reporting on KPI 6.1 – Youth2030 Scorecard for UNCTs

Diversity of youth engaged by UNCTs

Overall

- ◆ In 2022, 97% (127 of 131) of UNCTs engaged with one or more types of youth (group), at almost the same level as in 2020, 98% (128 of 130).


● Scores

- ◆ In 2022, 71% (93 of 131) of UNCTs scored ●, engaging **3 or all 4 types of youth (groups)**, improving from the 2020 baseline, 58% (76 of 130).
- ◆ **Youth-led and youth-serving organizations, networks and movements** were the most common youth group engaged by UNCTs in both years. **Engagement of youth within the UN system improved the most. Wide engagement of youth** (through various platforms) also improved, and the **engagement with young leaders, influencers, entrepreneurs, academics and advocates** improved only marginally.
- ◆ **Networks of girls and young women and youth networks at grassroots level** were the most frequently engaged youth groups by UNCTs in both 2020 and 2022. While **engagement of UNCTs with all youth networks improved**, those engaging with **youth with disabilities, migrant youth and refugee youth** showed the **most improvement** between 2020 and 2022.

The following criteria are set out for performance measurement on **diversity of youth engaged** in the Youth2030 Scorecard for UNCTs : i) youth within the UN, ii) wide engagement of youth through various platforms (online and face-to-face), iii) young leaders, influencers, entrepreneurs, academics and advocates (gender balanced, diverse groups of young leaders) and iv) youth-led and youth-serving organizations, networks and movement.

UNCTs: Diversity of youth engaged*

Score trends, 2021–2022



*Based on reporting on KPI 6.2 – Youth2030 Scorecard for UNCTs

Engagement of youth in UNSDCF processes

Overall

- ◆ In 2022, 73% (96 of 131) of UNCTs engaged youth in their UNCT processes, a significant improvement from the 2020 level of 99% (129 of 130).

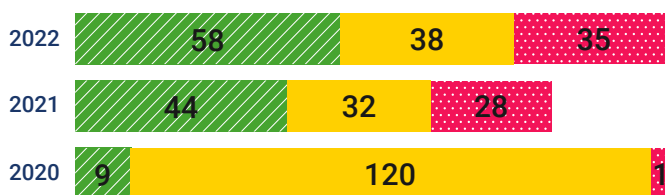
● Scores

- ◆ In 2022, 44% (58 of 131) of UNCTs scored ●, meeting the criteria set for the scoring, and improving from the 2020 baseline, 7% (9 of 130).

The following criteria are set out for performance measurement on **engagement of youth in UNSDCF processes** in the Youth2030 Scorecard for UNCTs: youth engagement in Common Country Analyses, UNSDCF design, UNSDCF reviews and UNSDCF evaluations.

UNCTs: Meaningful youth engagement in UNSDCF processes *

Score trends, 2021–2022



*Based on reporting on KPI 6.3 – Youth2030 Scorecard for UNCTs

Engagement of youth in UNCT support to Governments

Overall

- ◆ In 2022, 96% (125 of 130) of UNCTs engaged youth in their support to Governments, at nearly the same level as in 2020, 100% (130 of 130).

● Scores

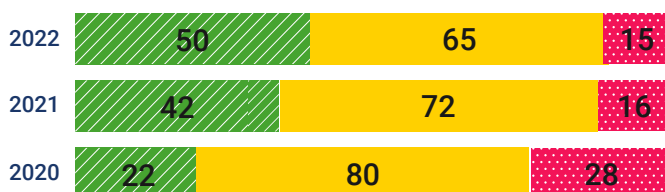
- ◆ In 2022, 38% (50 of 130) of UNCTs scored ●, meeting 5 or more criteria established for the scoring, improving from the 2020 baseline, 17% (22 of 130).

- ◆ UNCTs engaging youth in **strengthening national institutional mechanisms for coordination on youth** was the most common in 2022, improving from 2020. UNCTs engaging youth in their work in the following areas also improved between 2020 and 2022: (a) **Assessment and advocacy to Leave No One Behind**, (b) **Advocacy on availability of gender and age disaggregated data**, (c) **Piloting models of youth engagement in design, monitoring and review of sectoral programmes** and (d) **Advocacy on public finance for youth development**.

The following criteria are set out for performance measurement on **engagement of youth in UNCT support to Governments** in the Youth2030 Scorecard for UNCTs: youth engagement in (a) alignment of youth policies to SDGs and policy coherence, (b) advocacy on public finance for youth development, (c) advocacy on availability of gender and age disaggregated data, (d) assessment and advocacy to Leave No One Behind, (e) piloting models of youth engagement in sectoral programmes and (f) strengthening national institutional mechanisms for coordination on youth.

UNCTs: Meaningful youth engagement in support to Governments*

Score trends, 2021–2022



*Based on reporting on KPI 6.4 – Youth2030 Scorecard for UNCTs

Engagement of youth in UNCT-led projects and campaigns

Overall

- ◆ In 2022, all 100% (131 of 131) of UNCTs engaged youth in UNCT-led projects and campaigns, at the same level as in 2020, 100% (130 of 130).

● Scores

- ◆ 53% (70 of 131) of UNCTs scored ● in 2022, meeting all 3 criteria for meaningful youth engagement in UNCT-led projects and campaigns, **improving from the 2020 baseline, 30% (39 of 130)**.
- ◆ UNCTs engaging with youth in their **Communication and Advocacy** initiatives and campaigns remained the most common in both 2020 and 2022. UNCTs engaging youth in **knowledge exchange** and **investment projects in youth-led solutions** improved between 2020 and 2022.

The following criteria are set out for performance measurement on **engagement of youth in UNCT-led projects and campaigns** in the Youth2030 Scorecard for UNCTs: youth engagement in investments for youth-led solutions, knowledge exchange on youth and joint UN communication and advocacy initiatives and campaigns on youth.

UNCTs: Meaningful youth engagement in UNCT-led projects and campaigns*

Score trends, 2021–2022



*Based on reporting on KPI 6.5 – Youth2030 Scorecard for UNCTs

8.

Global governance and system-wide coordination



The progress achieved in implementing the Youth Strategy across the UN system has only been possible because of the strategic guidance provided by the Youth2030 **High-level Steering Committee (HLSC)**,¹⁹ which brings together the experience of the UN leadership and the ideas and solutions of youth networks. The technical leadership provided by the **Joint Working Group (JWG)**²⁰ and the specific issue-based, time bound **Task Teams**,²¹ the seamless system-wide coordination efforts of the **Youth2030 Secretariat** in the Office of the Secretary-General's Envoy on Youth, the **robust partnership with UNCTs and UN entities**, as well as the constant support of and **engagement with stakeholder groups**, especially **youth networks** and **Member States** have been critical for progress.

Performance measurement and accountability

Under the strategic guidance of the HLSC, during the first five years of the strategy, solid foundations for Youth2030 implementation have been established across the UN system. **Two Youth2030 Scorecards for performance measurement and accountability, one for UN entities and UNCTs**, were developed, field tested and finalized by the JWG. The Key Performance Indicators in the scorecards have been integrated into two reporting systems: **the Youth2030 Entity Scorecard Reporting System** for UN entities²² and the youth profile in **the UN Info- Information Management System surveys**

19. HLSC: 15 UN members at Assistant Secretary-General level; 2 youth networks + Young UN (a network of young UN staff).

20. JWG: 17 UN entities + 2 youth networks + Young UN.

21. Task Teams completed (Scorecard for UNCTs, Scorecard for UN Entities, Youth2030 Toolkit, Multistakeholder Initiatives Mapping, Action Guide for UNCTs, First Youth2030 Progress Report); 5 ongoing Task Teams (Knowledge management, Internships, Communications, Youth2030 dashboard, Youth with disabilities); 1 upcoming Task Team (Youth marker).

22. Developed and hosted by the Office of Information, Communication and Technology with the Office of the Secretary General's Envoy on Youth.

for UNCTs,²³ hosted in the UN Secretariat. **Baselines** for implementation of the strategy have been established for both UN entities (2021) and UNCTs (2020), based on their first reporting. **Annual reporting** against these scorecards have been **institutionalized**. In 2022, UN entities reported for the second time and UNCTs reported for the third time. Data from the above reporting from the UN entities and UNCTs are also included in the UN's reporting against the **Quadrennial Comprehensive Policy Review 2020** and its **monitoring framework 2021–2024**. Two global **Youth2030: Progress reports** for 2021, 2022 have been launched annually in the ECOSOC youth Forum, outlining progress, gaps and recommendations for implementation. The present report is the third one in the series.

UN system support for implementation

The technical leadership group – the Joint Working Group with its Task Teams – developed and made available several joint **knowledge products** and analytical reports to support implementation. A **Youth2030 UNCT implementation package**, consisting of an **Action guide**, a **Youth2030 Toolkit** and a **catalogue of multistakeholder initiatives** on youth was produced. These, and several other resources, are available in the online, **one-stop shop portal** – [Youth2030 online](#).

To further support implementation and engagement across the UN system, several activities are undertaken by the Youth2030 Secretariat, together with the Joint Working Group: **periodic updates on progress to UN entities and UNCTs**, engagement with **UNCTs at strategic moments of their country level processes**, especially during Common Country Analyses and Cooperation Framework design, and evaluation. Engagement to support joint work plan development in UNCTs, implementation and reporting is a constant feature and includes both online and in-person support. In 2022, 117 of the 131 UNCTs were supported through such engagements. Knowledge management and exchange is a key component of Youth2030 and a Task Team specifically dedicated to this area has been leading on this work. Showcasing good practices from UNCTs in global and regional forums is extensively supported.

Strategic areas of work

Under the guidance of the HLSC, and led by the JWG and the Task Teams, work on several strategic areas of work on youth in the UN have been either completed, rolled out or agreed upon and include: (a) Strengthening **youth engagement in social accountability processes** in local and national processes, (b) Strengthening **internships** in the UN, (c) improving the work on **young people with disabilities** and (d) instituting a youth marker to track resources committed for youth across the system. At the end of four years of implementation, the HLSC has initiated the **first interim review** of the strategy to understand the lessons learned from the first years of implementation and undertake adjustments and pivots for the remaining period of the strategy, including reconfiguration of the High-Level Steering Committee, as needed.

23. Developed by Development Coordination Office.



Stakeholder engagement

The chair of HLSC regularly engages with stakeholder groups – Members States, youth networks and other key stakeholders – to ensure their participation, support and contribution in key processes of the strategy, to provide regular updates on progress in the implementation of the strategy and to ensure continued visibility of the work.

System-wide coordination

Youth2030 Secretariat, the coordination body established in the Office of the Secretary-General's Envoy on Youth, supports the system-wide coordination and accountability processes of the strategy. The Youth2030 Secretariat supports the HLSC and their annual meetings,²⁴ the JWG and their monthly meetings²⁵ and the time bound Task teams and their periodic meetings. The Youth2030 Secretariat maintains an up-to-date, online and intuitive documentation of all the work on the strategy. The transparency and easy access provided by the e-Workspace and the documentation and retrieval system, has been noted with appreciation by members of several inter-agency teams.

With the establishment of the UN Youth Office and in particular its mandate on ensuring **United Nations system coordination and accountability on youth**, transition of the current work on system-wide coordination and accountability to the youth office is expected.

24. Five HLSC meetings took place between 2018 and 2022.

25. 38 JWG meetings took place between 2019–2022.

9.

Way forward



The **Youth2030: Progress Report 2023** provides important insights on the work of the UN **with** and **for** youth at various levels and outlines the progress achieved and the strengths and gaps in implementing the UN Youth Strategy. The findings from this report are available to the UN, young people and all key stakeholders at a critical time in the implementation of the Sustainable Development Goals – the mid-way point to 2030. A summary of the main findings and the way forward are presented below.

Summary of the main findings

Overall, UN entities and UNCTs are progressing in the implementation of the strategy. However, the pace of implementation needs acceleration.

UN **support to national Governments** to advance the **Sustainable Development Goals (SDGs)** and other global commitments on youth is strong across several areas. Support for **aligning national policies to SDGs**, making available **disaggregated data** and **mainstreaming youth engagement** is robust across **sectors** that are **traditionally linked to youth** issues (such as education, employment, health). However, there is **much opportunity** for stepping up support in other **non-traditional** and **emerging sectors** that are **relevant to youth and national development**, such as **technology and innovation, urban development** and **finance**.

Support for strengthening **national action** on **Leave No One Behind** and **in-country coordination** on youth **is improving** but there is scope for improvement. Support for strengthening **policy coherence** and **public financing** needs to pick up momentum. To **tackle sustainable development challenges**, in addition to supporting Governments, the UN system promotes **innovations on youth** and **investments in youth-led solutions**. There is good momentum in these areas. **Advocating and communicating** on youth issues, **building capacity** of stakeholders (parliamentarians, policy makers, programme

implementers and youth networks) and supporting the **exchange of knowledge** on youth issues were strong performance areas in UN entities and improving in UNCTs.

UN entities and UNCTs engaging in inter-agency coordination mechanisms on youth to strengthen coherence of policies and programmes improved but scope remains for further improvement. While the focus on youth in UN strategic planning processes is improving and investment for youth-related activities is increasing, better tracking of investments and transparency of reporting is needed.

The work on improving the proportion and representation of youth in the workforce and strengthening the fairness and quality of internships has improved in UN entities but is lagging in UNCTs. There is good momentum across the UN system on youth engagement in both UN entities and UNCTs, but there is much potential for improvement; strengthening policies and processes to ensure youth engagement is meaningful is required at all levels.

The way forward

To accelerate the implementation of the youth strategy, the UN system needs to take several critical actions. The way forward is outlined below in two broad areas:

1. Youth and SDG Transformation

Youth2030 is aligned to and a catalyst for the realization of the 2030 Sustainable Development Goals. The upcoming SDG Summit in September 2023 presents a unique opportunity for various stakeholders to come together to drive a rescue plan for people and the planet by listening to and working with youth as full-fledged partners and not only as beneficiaries. At this mid-way point to 2030, several actions are underway at national and global levels to secure policy and financial commitments as well as take critical actions to accelerate to 2030. Meaningful engagement of youth in securing national and global commitments for SDG transformation and continued engagement in post-summit activities is crucial. Some actions to be considered are:

- (a) **Mobilizing youth as a key stakeholder group** in the run-up to the summit and **building momentum around SDGs** in national and local contexts;
- (b) Engaging youth in UNCT **advocacy for domestic policy and financial commitments for SDGs** and **climate action**;
- (c) Advocating for inclusion of **youth in national SDG delegations**;
- (d) Listening to and working with youth in the scope of the **political declaration at the SDG Summit for Member States** to renew commitment to the **SDGs** and undertake **transformative actions** to accelerate to 2030.

Building on the current work of the UN and with specific consideration for targeted support to geographical areas and regions that are lagging, some of the UN actions in the post-summit period can include:

- (a) Stepping up **UN action with and for youth** in supporting Governments across sectors such as **technology and innovation, urban development** and **finance**, while continuing to support the traditional sectors such as education and health;

- (b) Strengthening support to Governments on **Leaving No One Behind, policy coherence** and **public financing**;
- (c) Accelerating **partnerships with youth-led and youth-serving organizations** on innovations on youth and investments in youth-led solutions to tackle sustainable development challenges, including in the **national implementation** of the **12 high-impact initiatives** that are being advanced/proposed by the UN system for SDG transformation;²⁶
- (d) Engaging youth in the **follow-up and review of the SDG summit commitments**;
- (e) Continued focus on **data and evidence, capacity-building** of key stakeholder groups, **knowledge exchange, and advocacy and communication** activities.

2. Youth and UN system transformation

The key recommendations for transforming the UN system in line with the foundational pillars of the strategy are outlined below:

- (a) Stepping up joint action on youth, including joint resource mobilization, joint planning, implementation and reporting of programmes and projects. Ensuring coherence of policies and programmes through strong engagement in inter-agency coordination mechanisms on youth at various levels;
- (b) Improving tracking of investments on youth across the UN system, through setting up a youth-marker system;
- (c) Strengthening transparency of reporting on UN system results and investments in youth-related work at all levels;
- (d) Undertaking data-driven actions to improve the representation and proportion of youth (<35 years) in the UN workforce;
- (e) Ensuring data-driven actions to strengthen fair and quality internships in the UN;
- (f) Building on the current momentum, step up youth engagement further across UN's actions and ensuring they are backed by strong policies and processes, to make youth engagement meaningful, in line with "Our Common Agenda Policy Brief on Meaningful Youth Engagement in Policymaking and Decision-making Processes".

Drawing insights from the **Youth2030: Progress Report 2023**, the **Sustainable Development Goals Report 2023: Special Edition**,²⁷ other global reports and the findings from the first interim review of the strategy, the Youth2030 High-level Steering Committee is expected to establish key priorities for the remaining period of the strategy and the vision to take the work forward in the UN Youth Office.

26. Six key SDG transitions to accelerate to 2030 – energy, education, food systems, social protection and jobs, digitalization and our natural environment; five critical means of implementation (finance, trade, data, governance, localization) and the transversal priority of gender equality).

27. Only about 12 per cent of the SDG targets are on track to be achieved by 2030, progress on nearly 50 per cent is weak and insufficient and on 30 per cent has stalled or gone into reverse.

Annexes

Acronym	Entity	UN reporting body
DCO	Development Coordination Office	UN Secretariat
DESA	Department of Economic and Social Affairs	UN Secretariat
DGC	Department of Global Communications	UN Secretariat
DMSPC	Department of Management Strategy, Policy and Compliance	UN Secretariat
DPO	Department of Peace Operations	UN Secretariat
DPPA	Department of Political and Peacebuilding Affairs	UN Secretariat
ECE	Economic Commission for Europe	ECOSOC, UN Secretariat
ECLAC	Economic Commission for Latin America and the Caribbean	ECOSOC, UN Secretariat
ESCAP	Economic and Social Commission for Asia and the Pacific	ECOSOC, UN Secretariat
ESCWA	Economic and Social Commission for Western Asia	ECOSOC, UN Secretariat
FAO	Food and Agriculture Organization of the United Nations	ECOSOC
IFAD	International Fund for Agricultural Development	ECOSOC
ILO	International Labour Organization	ECOSOC
IOM	International Organization for Migration	General Assembly
ITC	International Trade Centre	General Assembly, ECOSOC
ITU	International Telecommunication Union	ECOSOC
OCHA	Office for the Coordination of Humanitarian Affairs	UN Secretariat
OCT	Office of Counter-Terrorism	UN Secretariat
ODA	Office for Disarmament Affairs	UN Secretariat
OHCHR	Office of the United Nations High Commissioner for Human Rights	UN Secretariat
OSGEY	Office of the Secretary-General's Envoy on Youth	UN Secretariat
UNAIDS	Joint United Nations Programme on HIV/AIDS	ECOSOC
UNAOC	United Nations Alliance of Civilizations	UN Secretariat
UNCTAD	United Nations Conference on Trade and Development	General Assembly, ECOSOC
UNDP	United Nations Development Programme	General Assembly, ECOSOC
UNDRR	United Nations Office for Disaster Risk Reduction	UN Secretariat
UNEP	United Nations Environment Programme	General Assembly, ECOSOC
UNESCO	United Nations Educational, Scientific and Cultural Organization	ECOSOC
UNFPA	United Nations Population Fund	General Assembly, ECOSOC
UN-Habitat	United Nations Human Settlements Programme	General Assembly, ECOSOC
UNHCR	Office of the United Nations High Commissioner for Refugees	General Assembly, ECOSOC
UNICEF	United Nations Children's Fund	General Assembly, ECOSOC
UNICRI	United Nations Interregional Crime and Justice Research Institute	ECOSOC
UNIDIR	United Nations Institute for Disarmament Research	General Assembly, ECOSOC
UNIDO	United Nations Industrial Development Organization	ECOSOC
UNODC	United Nations Office on Drugs and Crime	UN Secretariat
UNOSSC	United Nations Office for South-South Cooperation	UNDP and High-Level Committee on South-South Cooperation (subsidiary body of General Assembly)
UNTB	United Nations Technology Bank for Least Developed Countries	General Assembly
UN Women	United Nations Entity for Gender Equality and the Empowerment of Women	General Assembly, ECOSOC
UNV	United Nations Volunteers	General Assembly, ECOSOC
UNWTO	World Tourism Organization	General Assembly
WFP	World Food Programme	General Assembly, ECOSOC
WHO	World Health Organization	ECOSOC
WIPO	World Intellectual Property Organization	ECOSOC

Annex II

List of contributing UN Country Teams^{a,b}

Region	Africa (53)	Arab States (10)	Asia-Pacific (25)	Europe and Central Asia (18)	Latin America and the Caribbean (25)
UN Country Teams	Algeria Angola Benin Botswana Burkina Faso Burundi Cabo Verde Cameroon Central African Republic Chad Comoros Congo Côte d'Ivoire Democratic Republic of the Congo Djibouti Egypt Equatorial Guinea Eritrea Eswatini Ethiopia Gabon Gambia Ghana Guinea Guinea-Bissau Kenya Lesotho Liberia Libya Madagascar Malawi Mali Mauritania Mauritius and Seychelles Morocco Mozambique Namibia Niger Nigeria Rwanda Sao Tome and Principe Senegal Sierra Leone Somalia South Africa South Sudan Sudan Togo Tunisia Uganda United Republic of Tanzania Zambia Zimbabwe	Bahrain Iraq Jordan Kuwait Lebanon Saudi Arabia State of Palestine Syrian Arab Republic United Arab Emirates Yemen	Afghanistan Bangladesh Bhutan Cambodia China Democratic People's Republic of Korea Fiji India Indonesia Iran (Islamic Republic of) Lao People's Democratic Republic Malaysia Maldives Micronesia Mongolia Myanmar Nepal Pakistan Papua New Guinea Philippines Samoa Sri Lanka Thailand Timor-Leste Viet Nam	Albania Armenia Azerbaijan Belarus Bosnia and Herzegovina Georgia Kazakhstan Kosovo ^c Kyrgyzstan Montenegro North Macedonia Republic of Moldova Serbia Tajikistan Turkey Turkmenistan Ukraine Uzbekistan	Argentina Barbados Belize Bolivia (Plurinational State of) Brazil Chile Colombia Costa Rica Cuba Dominican Republic Ecuador El Salvador Guatemala Guyana Haiti Honduras Jamaica Mexico Panama Paraguay Peru Suriname Trinidad and Tobago Uruguay Venezuela (Bolivarian Republic of)

a. The list of Resident Coordinators of United Nations Country Teams (UNCTs) provided by the United Nations Development Coordination Office is available at: unsdg.un.org/resources/list-resident-coordinators.

b. The list of UNCT multi-country offices is available at: un-dco.org/resident-coordinators-their-offices.

c. All references to Kosovo shall be understood in the context of Security Council resolution 1244 (1999).

KPI No.	Short form	Score	Short form
KPI 1	Results for youth	1.1	Guiding instrument(s)
		1.2	Situational analysis in strategic plan
		1.3	Results in strategic plan
KPI 2	Alignment to Youth2030	2.1	Programme plan(s)
		2.2	Human resources plan(s)
		2.3	Communication and advocacy strategy/plan
KPI 3	Funding for youth	3.1	Tracking of funding
		3.2	Funding (allocation vs. expenditure) (% of annual expenditure)
KPI 4	Transparency		
KPI 5	Data on youth	5.1	Databases
		5.2	New indicators
		5.3	New data/data products
		5.4	Big-data sources
KPI 6	Evidence on youth	6.1	New evidence
		6.2	Best practices and lessons learned
		6.3	Flagship and periodic reports
		6.4	Evaluations
KPI 7	Setting norms and standards		
KPI 8	Capacity-building of external stakeholders	8.1	Knowledge portal
		8.2	Training and capacity development
		8.3	E-learning courses
		8.4	Knowledge exchange
KPI 9	Strengthening national policies and programmes on youth		
KPI 10	Leave No Youth Behind		
KPI 11	Joint programmes and multistakeholder initiatives on youth		
KPI 12	Partnerships and investments for innovations on youth	12.1	Partnerships for innovations
		12.2	Direct funding for projects
KPI 13	Communication and advocacy on youth	13.1	Advocacy in global/regional forums
		13.2	Advocacy to promote international days
		13.3	Communication campaigns
KPI 14	Inter-agency coordination		
KPI 15	Internal capacities on Youth2030	15.1	Availability of personnel
		15.2	Internal coordination
		15.3	Capacity-building of staff
KPI 16	Youth workforce		
KPI 17	Fair and quality internships		
KPI 18	Leadership and culture for meaningful youth engagement	18.1	Policies and processes
		18.2	Diversity of youth engaged
		18.3	Entity processes – WITH youth
		18.4	Governmental/intergovernmental processes – WITH youth
		18.5	UN-led programmes, projects and campaigns – WITH youth

KPI No./score	Short form
KPI 1	Youth situational analyses
KPI 2	Results for youth
KPI 3.1	Joint workplans
KPI 3.2	Business Operations Strategy
KPI 4.1	Funding (planned vs. available)
KPI 4.2	Funding (available vs. utilized)
KPI 5	Transparency
KPI 6.1	Policies and processes for meaningful youth engagement
KPI 6.2	Diversity of youth (groups) engaged
KPI 6.3	UNCT processes – WITH youth
KPI 6.4	UNCT support to Governments – WITH youth
KPI 6.5	UNCT-led projects –WITH youth
KPI 7	Youth coordination – UNCTs
KPI 8	Capacities
KPI 9	Youth workforce
KPI 10	Internships
KPI 11	Leave No Youth Behind
KPI 12.1	Policy alignment
KPI 12.2	Policy coherence
KPI 13	Public finance
KPI 14	Disaggregated data
KPI 15	Youth in design, monitoring, review
KPI 16	In-country youth coordination
KPI 17	Investments in youth-led solutions
KPI 18	Knowledge exchange
KPI 19	Communication and advocacy

UN entity Youth network Network of UN staff

Organization	First Name/Last Name/Title
OSGEY	Jayathma Wickramanayake Secretary-General's Envoy on Youth and Chair of the High-level Steering Committee
DCO	Oscar Fernández-Taranco Assistant Secretary-General, Development Coordination Office
DESA	Maria Francesca Spatolisano Assistant Secretary-General for Economic Development and Chief Economist
DMSPC	Martha Helena López Assistant Secretary-General for Human Resources
DPPA	Elizabeth Spehar Assistant Secretary-General for Peacebuilding Support
ICMYO	Christine Salloum Youth Representative
ILO	Sangheon Lee Director, Employment Policy Department
IOM	Amy Pope Deputy Director-General, Management and Reform
MGCY	Khaled Emam Youth Representative
OHCHR	Craig Mokhiber Director of the New York Office of the Office of the United Nations High Commissioner for Human Rights
UNAIDS	Suki Beavers Global Practice Director
UNDP	Haoliang Xu Assistant Secretary-General, Director of Bureau for Policy and Programme Support
UNESCO	Gabriela Ramos Assistant Director-General for Social and Human Sciences
UNFPA	Diene Keita Deputy Executive Director for Programmes
UNIDO	Dejene Tezera Officer-in-Charge of the Directorate of SDG Innovation and Economic Transformation
UNODC	Jean-Luc Lemahieu Director, Division for Policy Analysis and Public Affairs
UN Women	Asa Regner Deputy Executive Director for Normative Support, UN System Coordination and Programme Results
Young UN	Kamila Karimova Representative

UN entity Youth network Network of UN staff

Entity	First Name/Last Name
DCO	Katarina L. Kuai , Janine Theresa Chase
DESA	Nicola Shepherd
DMSPC	Chidinma Ogbuehi , Sooyhun Kim
DPPA	Matteo Busto , Tomas Agustin Furfaro
ICMYO	Fahmida Faiza , Regine Guevara
ILO	Chiara Curcio , Susana Puerto-Gonzalez
IOM	Amira Nassim , Neha Sinha
MGCY	Khaled Emam
OHCHR	Daria Kosheleva , George Konstantinos Charonis
OSGEY	Marija Vasileva-Blazev
UNAIDS	Alicia Sanchez
UNDP	Giulia Jacovella , Maria Stage , Noella Richard
UNESCO	Maria Kypriotou
UNFPA	Cecile Mazzacurati , Danielle Engel , Petar Mladenov
UNICEF	Fabio Frischia
UNIDO	Bashir Conde , Mouna Lyoubi , Yoann Longuestre
UNODC	Gilberto Antonio Duarte Santos , Kirsty Rancier
UN Women	Ritah Muyambo
WHO	Valentina Baltag , Wole Ameyan
Young UN	Helena Smolak , Kamila Karimova

Office of the Secretary-General's Envoy on Youth

January–December 2022

Sudha **Balakrishnan** (Head of Youth2030 Secretariat)

Anca **Gliga** (UN entities coordination)

Angga Dwi **Martha** (Knowledge management and UNCT coordination)

Elsie **Akwara** (Data)

Henrik **Dale** (UNCT coordination)

Hillary **Bakrie** (Technology and innovation)

Takumi **Mito** (Data)

Acknowledging the support from:

Christina **O'Shaughnessy** (Editor)

Lyubava **Kroll** (Designer)

Entity	Contributors	Reviewers
DCO	Katarina L. Kuai , Janine Chase	Joerg Schimmel
DESA	Nicola Shepherd , Samantha Savarese	Masumi Ono
DGC	Victoria Gorelik	Hawa Diallo
DMSPC	Bashair Bafarat , Soohyun Kim	Chidinma Ogbuehi
DPO	Tamasha Mkimbo Mpyisi-White , Juuko Alozious	Marco Donati
DPPA	Matteo Busto	Roselyn Akombe
ECE	Elise Zerrath	Monika Linn
ECLAC	Raquel Santos Garcia	Daniela Trucco
ESCAP	Marco Roncarati	Sabine Henning
ESCWA	Naeem Al-Mutawakel	Oussama Safa
FAO	Francesca Dalla Valle	Lauren Phillips
IFAD	Nana Adjoa Otabil	Rahul Antao
ILO	Chiara Curcio	Susana Puerto-Gonzalez
IOM	Neha Sinha	Michele Bombassei
ITC	Julia Zietemann	David Cordobés
ITU	Dunola Oladapo	Sylvia Poll
OCHA	Christopher Gerlach	Cathy Sabety
ODA	Marykate Monaghan , Henrik Dale	Soo Hyun Kim
OCT	Paloma Haschke-Joseph	Rochelle Baughan
OHCHR	Daria Kosheleva	Imma Guerras-Delgado
OSGEY	Bianca Herzog, Tan Chen	Marija Vasileva-Blazev
UNAIDS	Alicia Sanchez	Suki Beavers
UNAOC	Dana Podmolikova , Bram Van Haver	Alessandro Girola
UNCTAD	Zarja Vojta	Arlette Verploegh-Chabot
UNDP	Giulia Jacovella	Noella Richard
UNDRR	Jyothi Bylappa	Sarah Wade-Apicella
UNEP	Juan Celis , Siiri Maekelae	Atif Butt
UNESCO	Maria Kypriotou , Kristina Balalovska	Souria Saad-Zoi
UNFPA	Petar Mladenov	Danielle Engel
UNHCR	Max Verdult	Alexander Ponsen
UN-Habitat	Olga Tsaplina , Douglas Ragan	Shamoy Hajare
UNICEF	Fabio Frischia	Priya Marwah
UNICRI	Manuela Brunero	Leif Villadsen
UNIDIR	Renata Hessmann Dalaqua, Leou Chen	Cecile Aptel
UNIDO	Mouna Lyoubi	Virpi Stucki
UNODC	Kirsty Rancier	Nina Grellier
UNOSSC	Ragini Malik	Dingding Sun
UNTB	Federica Falomi , Ounfannat Edui	Ahmet Halit Hatip
UNV	Hae-Yeon Alice Jeong	Naoual Driouich
UN Women	Ritah Muyambo , Erika Dupuis	Vivek Rai
UNWTO	Jacopo Bordignon , Nina Kusar	Alessandra Priante
WFP	Rosalba Cardinale , Sara Moussavi	Joanna Saidy
WHO	Valentina Baltag	Wole Ameyan
WIPO	Nadine Hakizimana	Edward Kwakwa

Actions/functions on youth	No. of UN entities supporting each action/function on youth	DCO	DESA	DGC	DMSPC	DPO	DPPA	ECE	ECLAC	ESCAP	ESCWA	FAO	IFAD	ILO	IOM	ITC	ITU	OCHA	OCT	ODA	OHCHR	OSGEY	UN Women	UNAIDS	UNAOC	UNCTAD	UNDP	UNDRR	UNEP	UNESCO	UNFPA	UN-Habitat	UNHCR	UNICEF	UNICRI	UNIDIR	UNIDO	UNODC	UNOSSC	UNTB	UNV	UNWTO	WFP	WHO	WIPO						
		Total no. of UN entities (n=44)	3	10	5	5	5	9	3	7	9	8	11	11	10	11	8	9	4	9	9	8	9	8	11	9	7	12	7	10	9	12	8	10	12	4	9	9	12	6	5	10	9	12	8	5					
Data and evidence	38																																																		
Standard-setting	34																																																		
Capacity-building	41																																																		
Assistance/advisory services	31																																																		
Programmes and projects	38																																																		
Partnerships	39																																																		
Financing	17																																																		
Coordination	25																																																		
Advocacy	38																																																		
Communication, outreach, visibility	39																																																		
Operational and management support	16																																																		
Oversight	11																																																		

Note: Actions/functions of UN entities reported in line with their respective mandates.



**United
Nations**

Office of the Secretary-General's Envoy on Youth
1 United Nations Plaza
New York, NY 10017

YOUTH2030
Global Progress Report

July 2023

For further information:
youthenvoy@un.org